


Heavy Highway Truck Options/Specifications Check list

Section 1

Heavy Highway Tractor Options/Specifications	
Options/Specifications	
Date/Time	04-04-2020
IRC#	B8011
Customer#	201008011
Unit Make	Peterbilt
Model	379
Year	2000
Vehicle Type	Day cab highway tractor
VIN#	1NP5L09X8YD537726
VIN/Dataplate Photos	

Heavy Highway Truck Options/Specifications Check list



Left Front Corner Shot




Left Rear Corner Shot



Heavy Highway Truck Options/Specifications Check list

<p>Right Rear Corner Shot</p>	
<p>Right Front Corner Shot</p>	
<p>Shipping Length (Ft') (In.)</p>	<p>25'</p>
<p>Shipping Width (Ft.) (In")</p>	<p>8' 6"</p>
<p>Shipping Height (Ft') (In")</p>	<p>11'</p>
<p>Weight</p>	<p>NA</p>
<p>Oil Samples</p>	<p>None</p>
<p>Odometer Reading</p>	<p>713095</p>

Heavy Highway Truck Options/Specifications Check list

<p>Odometer Photo</p>	
<p>Hour Meter reading</p>	<p>8097</p>
<p>Hour Meter Photo</p>	
<p>Cab Heat</p>	<p>Yes</p>
<p>A/C</p>	<p>Yes</p>
<p>Air Ride Drivers Seat</p>	<p>Yes</p>
<p>High Back Drivers seat</p>	<p>Yes</p>
<p>Air Ride Passenger Seat</p>	<p>No</p>
<p>High Back Passenger Seat</p>	<p>No</p>
<p>Heated Seats</p>	<p>No</p>
<p>Tilt Steering Wheel</p>	<p>No</p>
<p>Telescopic Steering Wheel</p>	<p>No</p>
<p>Power Drivers Window</p>	<p>No</p>
<p>Power Passenger Window</p>	<p>No</p>
<p>Power Mirrors</p>	<p>No</p>
<p>Heated Mirrors</p>	<p>Yes</p>
<p>Cab Suspension</p>	<p>No</p>
<p>Engine Make/Model</p>	<p>Cummins ISM</p>
<p>Engine Displacement</p>	<p>NA</p>
<p>Engine Horsepower</p>	<p>335@2100</p>
<p>Engine Brake</p>	<p>Yes</p>

Heavy Highway Truck Options/Specifications Check list

Transmission Make/Model	Spicer
Transmission Speeds	10
Differential Lock	No
PTO	Yes
Wet Kit	Yes
Hydraulic Pump	Yes
Rear Axle Ratio	411
Wheelbase (In.)	214"
Drive Type (Wheel Positions X Driven Positions)	6x4
Front Axle Weight Rating (Lbs.)	12000
Rear Axle Weight Rating*(Combined) (Lbs.)	40000
GVWR	52000
Front Suspension Type	Spring
Rear Suspension Type	Air ride
Steer Tire Size	11R22.5
Pusher/Tag Axle	No
Pusher/Tag Information	NA
Drive Tire Size	11R22.5
Fixed Fifth Wheel	No
Sliding Fifth Wheel	Yes
Box/Bed Deminsions	NA
Bed/Box,Misc. Options/Information	
Bed/Box,Misc. Data Photos	
Sleeper	No
Sleeper Size (inches)	
Flat Top Sleeper	N/A
Raised Roof Sleeper	N/A
Headache Rack	Yes
Accessory Power Unit	NA
OPERATIONAL CHECKS	
Engine Operational?	Yes
Steering/Brakes Operational?	Yes

Heavy Highway Truck Options/Specifications Check list

Transmission/Drivetrain Operational?	Yes
Hydraulic System Operational	Not operationally checked
Additional information/Noticable Damage	NA
Additional Axle Tire Size	NA