


Heavy Highway Truck Options/Specifications Check list

Section 1

Heavy Highway Tractor Options/Specifications	
Options/Specifications	
Date/Time	
IRC#	B8008
Customer#	201008008
Unit Make	Peterbilt
Model	379
Year	1998
Vehicle Type	Day cab highway tractor
VIN#	1XP5D69X4WN472757
VIN/Dataplate Photos	

Heavy Highway Truck Options/Specifications Check list



Left Front Corner Shot




Left Rear Corner Shot



Heavy Highway Truck Options/Specifications Check list

Right Rear Corner Shot	 A photograph showing the right rear corner of a teal heavy highway truck. The truck is parked on a dirt lot with a green building in the background. The view shows the rear wheel, the side of the chassis, and the rear of the cab.
Right Front Corner Shot	 A photograph showing the right front corner of a teal heavy highway truck. The truck is parked on a dirt lot with a green building in the background. The view shows the front wheel, the side of the chassis, and the front of the cab. The number '153' is visible on the side of the cab.
Shipping Length (Ft') (In.)	30'
Shipping Width (Ft.) (In")	8' 6"
Shipping Height (Ft') (In")	11'
Weight	NA
Oil Samples	None
Odometer Reading	1337159

Heavy Highway Truck Options/Specifications Check list

<p>Odometer Photo</p>	
<p>Hour Meter reading</p>	<p>NA</p>
<p>Hour Meter Photo</p>	
<p>Cab Heat</p>	<p>Yes</p>
<p>A/C</p>	<p>Yes</p>
<p>Air Ride Drivers Seat</p>	<p>Yes</p>
<p>High Back Drivers seat</p>	<p>Yes</p>
<p>Air Ride Passenger Seat</p>	<p>Yes</p>
<p>High Back Passenger Seat</p>	<p>Yes</p>
<p>Heated Seats</p>	<p>No</p>
<p>Tilt Steering Wheel</p>	<p>Yes</p>
<p>Telescopic Steering Wheel</p>	<p>No</p>
<p>Power Drivers Window</p>	<p>No</p>
<p>Power Passenger Window</p>	<p>No</p>
<p>Power Mirrors</p>	<p>No</p>
<p>Heated Mirrors</p>	<p>Yes</p>
<p>Cab Suspension</p>	<p>Yes</p>
<p>Engine Make/Model</p>	<p>Cummins N14</p>
<p>Engine Displacement</p>	<p>NA</p>
<p>Engine Horsepower</p>	<p>NA</p>
<p>Engine Brake</p>	<p>Yes</p>

Heavy Highway Truck Options/Specifications Check list

Transmission Make/Model	EatonFuller
Transmission Speeds	8
Differential Lock	No
PTO	No
Wet Kit	No
Hydraulic Pump	No
Rear Axle Ratio	NA
Wheelbase (In.)	263"
Drive Type (Wheel Positions X Driven Positions)	6x4
Front Axle Weight Rating (Lbs.)	12000
Rear Axle Weight Rating*(Combined) (Lbs.)	36000
GVWR	48000
Front Suspension Type	Spring
Rear Suspension Type	Air ride
Steer Tire Size	11R22.5
Pusher/Tag Axle	No
Pusher/Tag Information	NA
Drive Tire Size	11R22.5
Fixed Fifth Wheel	No
Sliding Fifth Wheel	Yes
Box/Bed Deminsions	NA
Bed/Box,Misc. Options/Information	
Bed/Box,Misc. Data Photos	
Sleeper	No
Sleeper Size (inches)	
Flat Top Sleeper	N/A
Raised Roof Sleeper	N/A
Headache Rack	Yes
Accessory Power Unit	NA
OPERATIONAL CHECKS	
Engine Operational?	Yes
Steering/Brakes Operational?	Yes

Heavy Highway Truck Options/Specifications Check list

Transmission/Drivetrain Operational?	Yes
Hydraulic System Operational	NA
Additional information/Noticable Damage	NA
Additional Axle Tire Size	NA