



## Order BASE / Option Codes

Code ▾	Component ▾	Base Machine Code ▾
01JAH0202	DESTINATION CODE USA	01JAH
01JAH0409	OPERATION MANUAL - ENGLISH	01JAH
01JAH0505	GEN PURP EXTENDED WEAR PKG	01JAH
01JAH1121	PREMIUM CAB	01JAH
01JAH1221	ENHANCED AIR SUSPENSION SEAT	01JAH
01JAH1379	HID LIGHTS & EXTREMITY	01JAH
01JAH1412	BASIC RADIO PACKAGE	01JAH
01JAH1803	AUTOTRAC READY/HARV MONITOR	01JAH
01JAH1823	GS3 TOUCH SCR7"COLOR DISPLY	01JAH
01JAH188F	JDLINK ULTIMATE RDA PROMO	01JAH
01JAH2020	PRO DRV TRANS W/HARVESTSMART	01JAH
01JAH2220	2 WHEEL DRIVE	01JAH
01JAH3061	HI TRQ VAR SPD DRV FORE/AFT	01JAH
01JAH4300	SMALL WIRE CONCAVE	01JAH
01JAH4814	S-SERIES CLEANING SHOE	01JAH
01JAH4883	TRISTREAM ROTOR XTD WEAR	01JAH
01JAH5349	7.9M UNLOADING AUGER	01JAH
01JAH5601	LESS RUST PROTECTION	01JAH
01JAH5756	POWERCAST POWERED TAILBRD	01JAH
01JAH6642	710/65R26 R2 169A8	01JAH
01JAH6746	520/85R42 R1 DUAL 157A8	01JAH
01JAH7015	FINAL TIER 4 ENGINE	01JAH
01JAH8525	CLN GR AUG & FAN BOTM PROTEC	01JAH
01JAH8700	110V COOLANT HTR NO EXPORT	01JAH
01JAH9429	XTD WEAR LRG WIRE CC (SET 3)	01JAH
01JAH9433	SEC CONCAVE COVER PLATES	01JAH
01JAH9482	SIDE HILL PERFORMANCE PKG	01JAH
01JAH9486	SEPERATOR GRATE COVERS	01JAH
01JAH9660	NO BRAND PREFERENCE	01JAH

PIP History

PIP Number	PIP Type	PIP Participation Type	PIP Title	PIP Status
16HX508A	Fix-as-Fail	Dealer	16HX508A - S-SERIES VACUUM FAN JACKSHAFT REPLACEMENT	TERMINATED
16HX512A	Mandatory	Dealer	16HX512A - 9.0 LITER LOW TORQUE INJECTOR TUBE - MANDATORY	COMPLETE
16HX512B	Fix-as-Fail	Dealer	16HX512B - 9.0 LITER LOW TORQUE INJECTOR TUBE - FIX AS FAIL	TERMINATED
17HX522A	Mandatory	Dealer	17HX522A - PRODRIVE SERVICE BRAKE SWITCH - MANDATORY	COMPLETE
17HX527A	Mandatory	Dealer	17HX527A - DF3 CHAFFER FRAME IMPROVEMENT - MANDATORY	NOT_COMPLETE
17HX527B	Fix-as-Fail	Dealer	17HX527B - DF3 CHAFFER FRAME IMPROVEMENT - FIX AS FAIL	NOT_FAILED
17HX527C	Fix-as-Fail	Dealer	17HX527C - DF3 CHAFFER FRAME IMPROVEMENT - FIX AS FAIL	NOT_FAILED
17HX527D	Fix-as-Fail	Dealer	17HX527D - DF3 CHAFFER FRAME IMPROVEMENT - FIX AS FAIL	NOT_FAILED
18HX568A	Fix-as-Fail	Dealer	18HX568 A - FT4 DEF SYSTEM FILTER UPDATE - FIX AS FAIL	NOT_FAILED

## Component Serial Numbers









Component 	Serial Number 
CAB	H0CBH00011583
ENGINE (DEERE MANUFACTURED)	RG6090U020914
GEARBOX, SINGLE SPEED	CEGBLRG246050
TRANSMISSION	CET2AAP106512
GEARBOX, MULTIPLE SPEED 2	CE2SRAA133895
SCR AFTERTREATMENT DEVICE	REXR170005834
FINAL DRIVE, LEFT	CEFDHAL105954
GEAR DRIVE	CEVAAAE206904
TRANSMISSION, HYDROSTATIC	28740292
PUMP, HYD. VARIABLE DISPLACEMENT	150719RGP1009
PUMP, HYDRO VARIABLE DISPLACEMENT, FRONT	43344542
GEAR BOX	CEGB4D2102248
MODULE, TRANSMISSION	CEGBLAF156244
FILTER OXIDATION DOC	REXD172155956
STALK CHOPPER	201010308550
FILTER EXHAUST DPF	REXF172146394
FRAME	1000000009490
REVERSER	CEGBFHL130624
STALK CHOPPER	201020209115
FINAL DRIVE, RIGHT	CEFDHAM105919

Model	: S670	Description	: S670 STS COMBINE PRODRIVE W/HRVSMT	Model Year	: 2015
Latest Delivery Date	: 04 Sep 2015	Last Reported Registration Measurement	: 4		
Machine Build Date	: 04 Aug 2015	Last Reported Claim Measurement	: 967		
Approximate Cumulative Rental Days*	: 0	JDLink Expiration Date	: 05 Sep 2020		
Machine status 1	: Used Machine				
*See John Deere Warranty System for accumulated rental days/detailed rental history					

Warranty Coverage						<a href="#">Show</a>	/	<a href="#">Hide</a>
Warranty type 	Coverage term 	Expiration Date 	Days Remaining (may be estimate)	Hours Limit	Deductible Amount			
Default Warranty	120m/0h	03 Sep 2015	0		N/A			
Basic Warranty	12m/0h	04 Sep 2016	0		N/A			
Engine Warranty	24m/2000h	04 Sep 2017	0	2000	N/A			
Extended Warranty (Comprehensive)	36m/2000h	04 Sep 2018	0	2000	USD-250.0			
Emissions Warranty	60m/3000h	04 Sep 2020	470	3000	N/A			



## Claim History

Dealer	Claim # 	Type 	Fail Date 	Repair Date 	Process Date 	Ref # 1 	Ref # 2 	Measurement 
062152	<a href="#">108351918</a>	NORMAL	01 Oct 2015	01 Oct 2015	15 Oct 2015	168662-1	168662	60
062152	<a href="#">109104909</a>	NORMAL	15 Feb 2016	15 Mar 2016	04 Apr 2016	177978-8	177978	261
062152	<a href="#">109104906</a>	NORMAL	15 Feb 2016	15 Mar 2016	25 Mar 2016	177978-7	177978	261
062152	<a href="#">109104882</a>	NORMAL	15 Feb 2016	15 Mar 2016	25 Mar 2016	177978-6	177978	261
062152	<a href="#">109104867</a>	NORMAL	15 Feb 2016	15 Mar 2016	25 Mar 2016	177978-4	177978	261
062152	<a href="#">109104862</a>	NORMAL	15 Feb 2016	15 Mar 2016	25 Mar 2016	177978-3	177978	261
062152	<a href="#">109104840</a>	NORMAL	15 Feb 2016	15 Mar 2016	25 Mar 2016	177978-2	177978	261
062152	<a href="#">109104804</a>	NORMAL	15 Feb 2016	15 Mar 2016	24 Mar 2016	177978-1	177978	261
062152	<a href="#">111171905</a>	NORMAL	15 Mar 2017	07 Apr 2017	09 May 2017	219774-10	219774	675
062152	<a href="#">111171874</a>	NORMAL	15 Mar 2017	07 Apr 2017	09 May 2017	219774-8	219774	675
062152	<a href="#">111171829</a>	NORMAL	15 Mar 2017	07 Apr 2017	09 May 2017	219774-11	219774	675
062152	<a href="#">111171821</a>	NORMAL	15 Mar 2017	07 Apr 2017	09 May 2017	219774-6	219774	675
062152	<a href="#">111171819</a>	NORMAL	15 Mar 2017	07 Apr 2017	09 May 2017	219774-7	219774	675
062152	<a href="#">111171811</a>	NORMAL	15 Mar 2017	07 Apr 2017	09 May 2017	219774-5	219774	675
062152	<a href="#">111171791</a>	NORMAL	15 Mar 2017	07 Apr 2017	09 May 2017	219774-2	219774	675
062152	<a href="#">111171786</a>	NORMAL	15 Mar 2017	07 Apr 2017	09 May 2017	219774-3	219774	675
062152	<a href="#">111171739</a>	NORMAL	15 Mar 2017	07 Apr 2017	09 May 2017	219774-4	219774	675
062152	<a href="#">111171735</a>	NORMAL	15 Mar 2017	07 Apr 2017	09 May 2017	219774-1	219774	675
062152	<a href="#">111171879</a>	NORMAL	15 Mar 2017	07 Apr 2017	05 May 2017	219774-9	219774	675
062152	<a href="#">111171928</a>	NORMAL	23 Mar 2017	07 Apr 2017	09 May 2017	219774-12	219774	675
062152	<a href="#">111081453</a>	PIP	07 Apr 2017	07 Apr 2017	24 Apr 2017	219502-1	219502	675
062152	<a href="#">111651128</a>	PIP	11 Jul 2017	11 Jul 2017	24 Jul 2017	222241-1	222241	762
062152	<a href="#">113129859</a>	NORMAL	26 Mar 2018	09 Apr 2018	21 May 2018	258350-9	258350	967
062152	<a href="#">113129849</a>	NORMAL	26 Mar 2018	09 Apr 2018	21 May 2018	258350-8	258350	967
062152	<a href="#">113129840</a>	NORMAL	26 Mar 2018	09 Apr 2018	21 May 2018	258350-5	258350	967
062152	<a href="#">113129797</a>	NORMAL	26 Mar 2018	09 Apr 2018	21 May 2018	258350-6	258350	967
062152	<a href="#">113129761</a>	NORMAL	26 Mar 2018	09 Apr 2018	21 May 2018	258350-4	258350	967
062152	<a href="#">113129733</a>	NORMAL	26 Mar 2018	09 Apr 2018	21 May 2018	258350-1	258350	967
062152	<a href="#">113129715</a>	NORMAL	26 Mar 2018	09 Apr 2018	21 May 2018	258350-2	258350	967
062152	<a href="#">113129708</a>	NORMAL	26 Mar 2018	09 Apr 2018	21 May 2018	258350-3	258350	967
062152	<a href="#">113129798</a>	NORMAL	29 Mar 2018	09 Apr 2018	21 May 2018	258350-7	258350	967

**Failure Part : 51M7047**

Failure Mode : LEAKED  
Failure Area : VALVE BLOCK  
Failure Mode Comments :  
Downtime : NO DOWNTIME  
DTAC Case :  
DTAC Solution :

**Parts / Labor / Other Credits**

Item	Description	Quantity Approved
51M7047	O RING, JDS-G173 M27 STUD	2
51M7045	O RING, JDS-G173 M22 STUD	4
T77932	O-RING	3
T77857	O-RING	1
T77613	O-RING	3
A	119.75	1.2
		0.0

**Complaint**

04 LEAK ON POWER CAST TAIL BOARD CONTROL VALVEoil leak on LH side of combine

**Cause**

plug was lose on valve block

**Correction**

removed power cast tail board control valve, replaced o ring on plug, reinstalled valve and tested operation.

Failure Mode : BROKEN  
Failure Area : SHOE AUGER  
Failure Mode Comments :  
Downtime : NO DOWNTIME  
DTAC Case :  
DTAC Solution :

**Parts / Labor / Other Credits**

Item	Description	Quantity Approved
19M7866	SCREW, FLANGED, METRIC	16
14M7298	NUT, METRIC, HEX FLANGE	16
AXE48816	CHANNEL, AUGER BED FRONT WIDE	1
AH80335	WEATHERSTRIP ASSY-TAILGATE	8
L	DIAGNOST	0.5
A	119.75	12.4
		0.0

**Complaint**

01\* REPLACE SHOE AUGER BULK HEAD noise from front of combine

**Cause**

poor weld on shoe auger bulkhead.

**Correction**

Removed shoe augers and shoe auger pan. cut hole in LH side of combine to let bulk head drop down. removed bulk head and replaced bulk head and seal. installed shoe auger pan and shoe augers. installed cross shaft and set shoe auger bevel gear backlash.

Failure Mode : CAME LOOSE  
Failure Area : SHOE AUGER  
Failure Mode Comments :  
Downtime : NO DOWNTIME  
DTAC Case :  
DTAC Solution :

Parts / Labor / Other Credits

Item	Description	Quantity Approved
26M4226	KEY, WOODRUFF	1
19M7866	SCREW, FLANGED, METRIC	9
14M7298	NUT, METRIC, HEX FLANGE	9
M48583	KEY, HEAT TREATED	4
JD8665	BEARING	3
JD8554	ECCENTRIC LOCKING COLLAR, COLLAR-LO	2
H171186	SHAFT, SEPARATOR AUGER DRIVE	1
H103264	PRESSED FLANGED HOUSING, FLANGETTE-	5
HXE35167	PRESSED FLANGED HOUSING	1
E10018	PRESSED FLANGED HOUSING, (62MM)	2
AXE13435	LOCKING COLLAR, ASSY, LOW SHAFT SPE	1
AH129452	LOCKING COLLAR	1
AH129451	BEARING, BALL	1
AA5607R	SEAL,OIL	1
L	DIAGNOST	0.75
A	119.75	4.2
		0.0

Complaint

07 REPLACE FRONT SHOE AUGER SHAFTnoise from front of combine

Cause

shoe auger cross shaft key ways were damaged.

Correction

removed shoe auger cross shaft and installed new shaft with new bearings and hardware.



Failure Mode : LEAKED  
 Failure Area : CHOPPER GEAR CASE  
 Failure Mode Comments :  
 Downtime : NO DOWNTIME  
 DTAC Case :  
 DTAC Solution :

**Parts / Labor / Other Credits**

Item	Description	Quantity Approved
51M7039	O RING, JDS-G173 M10 STUD	1
40M7186	RING, EXTERNAL SNAP	1
T74694	O-RING	1
R11120	PACKING,O RING	1
H64810	PACKING ,O-RING	1
E65288	RING, "O"	1
CE32923	COMPRESSION SPRING	1
CE19970	O-RING	1
AXE11092	BALL BEARING,	1
AXE11091	BALL BEARING,	1
AXE11090	BALL BEARING,	2
AN102562	CORNHEAD GEARCASE GRE,14OZ/397G	1
L	DIAGNOST	0.5
A	119.75	3.25
		0.0

**Complaint**

06 GREASE LEAKING FROM CHOPPER TWO SPEED GEAR CASE

**Cause**

bearing was lose and missing seal

**Correction**

3-29 Removed lower chopper belts removed two speed chopper gear case disassembled gear case and removed all bearing sand seals. Cleaned gear case, 3-30 Installed new bearings and o rings, filled with grease and installed on combine and tested operation

**Failure Part : E65288**

Failure Mode : LEAKED  
Failure Area : FEEDERHOUSE PUMP  
Failure Mode Comments :  
Downtime : NO DOWNTIME  
DTAC Case :  
DTAC Solution :

**Parts / Labor / Other Credits**

Item	Description	Quantity Approved
E65288	RING, "O"	1
L	DIAGNOST	0.3
A	119.75	1.5
		0.0

**Complaint**

05 REPAIR FOR OIL LEAK ON FEEDER HOUSE PUMP MOUNTING O-RING

**Cause**

missing o ring on pump

**Correction**

Removed pump stack and found no o ring on pump. installed new o ring and reinstalled pumps and tested operation.

**Failure Part : H218836**

Failure Mode : BROKEN  
Failure Area : FINAL DRIVE LH  
Failure Mode Comments :  
Downtime : NO DOWNTIME  
DTAC Case :  
DTAC Solution :

**Parts / Labor / Other Credits**

Item	Description	Quantity Approved
H218836	SHAFT, LH DRIVESHAFT, 22T, 728 MM	1
HXE63494	SPLINED COUPLING, COUPLING, DRIVE S	2
L	DIAGNOST	0.3
A	119.75	1.1
		0.0

**Complaint**

08 diagnose noise from LH final drive

**Cause**

found coupler and shaft splines were damaged.

**Correction**

replaced Lh inner shaft and both couplers.

**Failure Part : AXE39776**

Failure Mode : BROKEN  
Failure Area : HANDRAIL  
Failure Mode Comments :  
Downtime : NO DOWNTIME  
DTAC Case :  
DTAC Solution :

**Parts / Labor / Other Credits**

Item	Description	Quantity Approved
R44302	TIE BAND, BLACK - 7.5 INCH	6
AXE39776	HANDRAIL, RADIATOR DOOR ASSY	1
A	119.75	0.8
		0.0

**Complaint**

09 engine compartment hand rail is loose

**Cause**

found hand rail was broken

**Correction**

replaced handrail.

**Failure Part : 17HX522A**

Failure Mode : NO FAIL MODE GIVEN  
Failure Area :  
Failure Mode Comments :  
Downtime : N/A  
DTAC Case :  
DTAC Solution :

**Parts / Labor / Other Credits**

Item	Description	Quantity Approved
MPH20133	SERVICE BRAKE PRESSURE SWITCH PRO D	1
E	129.75	1.0
		0.0

**Complaint**

01 17HX522A - PRODRIVE SERVICE BRAKE SWITCH - MANDATORY

**Cause**

17HX522A - PRODRIVE SERVICE BRAKE SWITCH - MANDATORY

**Correction**

17HX522A - PRODRIVE SERVICE BRAKE SWITCH - MANDATORY762 Engine Hours511 Separator HoursInstalled PIP per instructions. Ran machine to check for leaks and proper operation of brakes.



**Failure Part : 16HX512A**

Failure Mode : NO FAIL MODE GIVEN  
Failure Area :  
Failure Mode Comments :  
Downtime : N/A  
DTAC Case :  
DTAC Solution :

**Parts / Labor / Other Credits**

Item	Description	Quantity Approved
		0
A	119.75	1.0
		0.0

**Complaint**

01 16HX512A - 9.0 LITER LOW TORQUE INJECTOR TUBE - MANDATORY

**Cause**

16HX512A - 9.0 LITER LOW TORQUE INJECTOR TUBE - MANDATORY

**Correction**

16HX512A - 9.0 LITER LOW TORQUE INJECTOR TUBE - MANDATORYCompleted PIP per instructions. Took longer due to having to clean engine before opening the fuel system.

Failure Mode : CAME LOOSE  
Failure Area : SHOE DRIVE  
Failure Mode Comments :  
Downtime : NO DOWNTIME  
DTAC Case :  
DTAC Solution :

**Parts / Labor / Other Credits**

Item	Description	Quantity Approved
H134118	PRESSED FLANGED HOUSING, FLANGETTE	8
AH125975	BALL BEARING, BEARING - BALL	4
L	DIAGNOST	0.5
A	119.75	2.1
		0.0

**Complaint**

14 REPLACE SHOE PITMAN ARM BEARINGS ON BOTH SIDES

**Cause**

Bearings failed allowing free play in shoe drive.

**Correction**

Removed shoe drive belt and flywheel. Removed pitman bearing assemblies and disassembled. Replaced bearings and flanges. Installed bearing assemblies and torqued all mounting hardware. Installed flywheel and shoe drive belt.

Failure Mode : ELECTRICAL FAILURE  
Failure Area : DEF SYSTEM  
Failure Mode Comments :  
Downtime : NO DOWNTIME  
DTAC Case : 15525660  
DTAC Solution :

**Parts / Labor / Other Credits**

Item	Description	Quantity Approved
RE560898	PRESSURE LINE	1
M131313	RETAINER, QUICK CLIP	6
L	DIAGNOST	5.0
A	119.75	2.5
		0.0

**Complaint**

09 DIAGNOSE AND REPAIR FOR ECU 4341.06 (DEF LINE HEATER)

**Cause**

DEF pressure line heater failed causing ECU DTC 4341.06.

**Correction**

Followed diagnostics on Service Advisor for ECU 4341.06 and it lead me to replace the DEF Pressure heater line. After replacing line the machine now had a different DTC (ECU 4341.05) than before. Followed diagnostics and tested all wiring. After submitting and DTA C case they lead me in a new direction and had me perform a harness mode test. After connecting to machine and performing test the c ode still returned. Continued test wiring and connectors. Removed ECU and its connectors to check terminals. Found no issues. Cleaned all connections and installed ECU. Performed harness mode check once more and this time code did not return. Determined that the cause of the second code was due to a poor connection.

Failure Mode : CAME LOOSE  
Failure Area : CHAFFER DRIVE  
Failure Mode Comments :  
Downtime : NO DOWNTIME  
DTAC Case :  
DTAC Solution :

**Parts / Labor / Other Credits**

Item	Description	Quantity Approved
19M8486	SCREW, HEX HEAD, METRIC	2
14M7291	NUT,HEX FLANGE M16X2 JDS119 10 ZN	2
AH219846	ARM, SWINGER RH CHAFFER ASSY	1
AH219844	ARM, SWINGER LH CHAFFER ASSY	1
L	DIAGNOST	0.3
A	119.75	0.75
		0.0

**Complaint**

01 REPLACE FRONT CHAFFER FRAME LINKS

**Cause**

Rubber bushing in the link got loose allowing free play in the shoe.

**Correction**

Replaced both front chaffer frame links and torqued hardware to spec.

**Failure Part : AXE61820**

Failure Mode : CAME LOOSE  
Failure Area : SHOE DRIVE  
Failure Mode Comments :  
Downtime : NO DOWNTIME  
DTAC Case :  
DTAC Solution :

**Parts / Labor / Other Credits**

Item	Description	Quantity Approved
H133621	FLANGETTE	4
AXE61820	BALL BEARING, BALL BEARING	2
AL14674	ECCENTRIC LOCKING COLLAR	2
L	DIAGNOST	0.5
A	119.75	1.0
		0.0

**Complaint**

03 REPLACE SHOE CROSS SHAFT BEARINGS

**Cause**

Bearings became loose allowing shaft to move.

**Correction**

Removed shoe pitman bearings. Replaced cross shaft bearings, flanges and lock collars. Checked for correct shaft placement. Installed pitman bearings.



Failure Mode : CAME LOOSE  
Failure Area : SIEVE DRIVE  
Failure Mode Comments :  
Downtime : NO DOWNTIME  
DTAC Case :  
DTAC Solution :

**Parts / Labor / Other Credits**

Item	Description	Quantity Approved
14M7291	NUT,HEX FLANGE M16X2 JDS119 10 ZN	2
H227582	BOLT,HEX FLG, M16 X 2 X 135	2
AXE16294	ARM, SWINGER ASSY, SIEVE	2
L	DIAGNOST	0.75
A	119.75	11.25
		0.0

**Complaint**

02 REPLACE FRONT SIEVE FRAME LINKS

**Cause**

rubber bushing wore, becoming loose in socket

**Correction**

Removed chaffer and sieve elements. Removed fixed front chaffer. Removed all chaffer frame hardware. Removed chaffer frame. Replaced front sieve frame links and torqued hardware to spec. Installed components in reverse order and torqued all mounting hardware to spec. Calibrated chaffer and sieve frame openings.

**Failure Part : AH231494**

Failure Mode : CAME LOOSE  
Failure Area : STEERING LINKAGE  
Failure Mode Comments :  
Downtime : NO DOWNTIME  
DTAC Case :  
DTAC Solution :

**Parts / Labor / Other Credits**

Item	Description	Quantity Approved
14H1086	NUT, HEX SLOTTED	1
11M7087	PIN, COTTER	1
AH231494	TIE ROD END, ASSY	1
L	DIAGNOST	0.2
A	119.75	0.8
		0.0

**Complaint**

05 REPLACE LH OUTER TIE ROD END

**Cause**

Ball became loose in socket of tie rod end.

**Correction**

Lifted LH side of rear axle. Removed tie rod. Installed new tie rod and checked for correct toe in. Lowered combine.

**Failure Information**

**Failure Part : HXE84785**

Failure Mode :	BLOWN
Failure Area :	FEEDERHOUSE
Failure Mode Comments :	
Downtime :	NO DOWNTIME
DTAC Case :	
DTAC Solution :	

**Parts / Labor / Other Credits**

Item	Description	Quantity Approved
HXE84785	ISOLATOR, UPPER, FORE/AFT FRAME, HF	1
A	119.75	0.75
		0.0

**Complaint**

07 REPLACE FEEDER HOUSE FORE AND AFT FRAME SEAL

**Cause**

Seal ripped allowing dust and grain out of feeder house.

**Correction**

Removed old seal and cleaned residue from mating surfaces. Installed new seal.

**Failure Part : HXE16935**

Failure Mode : IMPROPER FIT  
Failure Area : MOISTURE SENSOR  
Failure Mode Comments :  
Downtime : NO DOWNTIME  
DTAC Case :  
DTAC Solution :

**Parts / Labor / Other Credits**

Item	Description	Quantity Approved
H154379	SEALANT	1
HXE16935	GASKET, AGL EMU SEAL	1
L	DIAGNOST	0.25
A	119.75	1.05
		0.0

**Complaint**

06 REPLACE MOISTURE SENSOR GASKET

**Cause**

Gasket pulled away from elevator allowing grain to pack between elevator and gasket.

**Correction**

Removed moisture sensor and cleaned surfaces. Installed new gasket with sealant. Installed moisture sensor.

**Failure Part : AL206976**

Failure Mode : ELECTRICAL FAILURE  
Failure Area : STEERING SYSTEM  
Failure Mode Comments :  
Downtime : NO DOWNTIME  
DTAC Case :  
DTAC Solution :

**Parts / Labor / Other Credits**

Item	Description	Quantity Approved
AL206976	SENSOR, STEERING INPUT DEVICE	1
L	DIAGNOST	0.75
A	119.75	1.25
		0.0

**Complaint**

13 DIAGNOSE AND REPAIR FOR MULTIPLE SSU CODES (REPLACE STEERING WHEEL POSITION SENSOR)

**Cause**

Steering wheel position sensor failed.

**Correction**

Followed diagnostics in Service Advisor and it lead me to replace the steering wheel position sensor. Removed EH steering valve and replaced sensor. Performed SSU calibration and code did not return.



Failure Mode : BROKEN

Failure Area : FORE AFT

Failure Mode Comments :

Downtime : NO DOWNTIME

DTAC Case :

DTAC Solution :

**Parts / Labor / Other Credits**

Item	Description	Quantity Approved
19M7865	SCREW, FLANGED, METRIC	2
19M7844	SCREW, FLANGED, METRIC	8
19M7784	SCREW, FLANGED, METRIC	2
L	DIAGNOST	0.25
A	119.75	3.25
		0.0

**Complaint**

08 REPLACE BROKEN BOLT ON FEEDER HOUSE FORE AND AFT FRAME PIN

**Cause**

The bolt that holds in the fore and aft tilt pin had broke allowing pin to come out of place.

**Correction**

Removed LH tilt cylinder to gain access to bolt. Could not get a good angle to drill bolt out with tilt frame in place. Removed tilt frame. Drilled out broken bolt and tapped threads. Found that the pivot pin had worked out of position and had to be drove back in. Installed new bolt with thread locker. Also replaced bolt on RH side of feeder house because it was working loose. Installed face f rame and torqued mounting bolts. Installed tilt cylinders.

## Failure Information

### Failure Part : AXE14245

Failure Mode : ELECTRICAL FAILURE  
Failure Area : FORE AFT  
Failure Mode Comments :  
Downtime : NO DOWNTIME  
DTAC Case :  
DTAC Solution :

### Parts / Labor / Other Credits

Item	Description	Quantity Approved
P48347	O-RING	1
AXE14888	SHAFT, ROUGH SERVICE DEVICE	1
AXE14245	SENSOR, ROTATION, HALL 2CH +/-60DEG	1
A	119.75	0.5
		0.0

### Complaint

12 DIAGNOSE AND REPAIR FOR LC1 516336.20 & 516724.07 (FEEDER HOUSE FORE AND AFT SENSOR)

### Cause

Sensor failed.

### Correction

Followed diagnostics in Service Advisor and it lead me to replace the position sensor. Replaced sensor and performed calibration. Co de did not return.

**Failure Part : 19M8288**

Failure Mode : BROKEN  
Failure Area : LH AXLE EXTENSION  
Failure Mode Comments :  
Downtime : NO DOWNTIME  
DTAC Case :  
DTAC Solution :

**Parts / Labor / Other Credits**

Item	Description	Quantity Approved
24M7243	WASHER, METALLIC, ROUND HOLE	6
19M8288	SCREW, HEX HEAD, METRIC	6
14M7533	NUT, METRIC, THIN HEX	2
14M7431	NUT, METRIC, HEX	2
14M7278	NUT, METRIC, HEX	6
H133635	ROD-TRUSS	1
H130288	NUT - SPHERICAL	2
H130287	SPACER, BUSHING, WASHER	2
L	DIAGNOST	0.25
A	100.00	1.75
		0.0

**Complaint**

noise while drive machine in field

**Cause**

found two bolts holding axle spacer to combine frame were missing and other bottom bolts were lose.

**Correction**

Replaced all hardware on axle extension and replace truss rod between the two extensions. Also checked torque on hardware on other side of machine at this time.

Failure Mode : LEAKED  
Failure Area : ENGINE  
Failure Mode Comments :  
Downtime : NO DOWNTIME  
DTAC Case :  
DTAC Solution :

**Parts / Labor / Other Credits**

Item	Description	Quantity Approved
TY22467	WORM GEAR CLAMP(TYPE"F")	6
HXE42756	HYDRAULIC HOSE - FABRICATE, MAIN HY	1
AXE12744	HOSE CLAMP, CLAMP, WAVELINER 35.4 D	2
B	100.00	0.5
A	100.00	1.55
		0.0

**Complaint**

Oil leak in engine compartment

**Cause**

Found hose clamp had failed

**Correction**

Cleaned all the leaked oil from the machine. Drained oil from hydraulic reservoir, replaced hose from main hydraulic pump to reservoir and hose clamps. Checked other hose clamps and found they were loose, so they were replaced as well. Add oil back to reservoir and checked for leaks

**Failure Part : H171960**

Failure Mode : OMITTED / MISSING  
Failure Area : FEEDERHOUSE  
Failure Mode Comments :  
Downtime : NO DOWNTIME  
DTAC Case :  
DTAC Solution :

**Parts / Labor / Other Credits**

Item	Description	Quantity Approved
H171960	STRIP, UPPER RETURN WEAR	4
A	100.00	2.4
		0.0

**Complaint**

FEEDERHOUSE RETURN FLOOR WEAR STRIPS

**Cause**

Wear strips missing

**Correction**

Replaced the missing wear strips

**Failure Part : AH131860**

Failure Mode : LEAKED  
Failure Area : CLEAN GRAIN GEARCASE  
Failure Mode Comments :  
Downtime : NO DOWNTIME  
DTAC Case :  
DTAC Solution :

**Parts / Labor / Other Credits**

Item	Description	Quantity Approved
TY26373	GL-5,80W140 SYNTHETIC GEAR LUBE 5GL	4
R69706	NUT, SELF LOCKING	2
JD7689	BEARING,BALL	1
DE20207	BALL BEARING 6206SH2 C3	1
CE21767	SHAFT KEY, SHAFT KEY, KEY, SHAFT	2
AH21815	SEAL ASSY-OIL	1
AH131860	SEAL - OIL DUAL DIRT LIP	1
AE42998	TAPERED ROLLER BEARING	1
L	DIAGNOST	0.25
B	100.00	0.5
A	100.00	5.0
		0.0

**Complaint**

Oil leak on clean grain elevator gear case

**Cause**

found seal was leaking on gear case

**Correction**

Used four quarts of TY26373 as oil was contaminated from failure. Cleaned off the machine for repairs. Removed gear case and drained oil out of gear case. Oil had metal into so all bearings and seals were replaced, refilled gear case with oil and reinstalled in combine.

**Failure Part : AXE14245**

Failure Mode : CALIBRATION  
Failure Area : FEEDERHOUSE  
Failure Mode Comments :  
Downtime : NO DOWNTIME  
DTAC Case :  
DTAC Solution :

**Parts / Labor / Other Credits**

Item	Description	Quantity Approved
		0
L	DIAGNOST	0.6
A	100.00	1.2
		0.0

**Complaint**

Feeder house fore and aft doesn't move.

**Cause**

Found sensor needed recalibrated

**Correction**

Preformed feeder house fore and aft calibration, no codes returned and is functioning normally.



Failure Mode : CAME LOOSE  
Failure Area : WHEEL ANGLE SENSOR  
Failure Mode Comments :  
Downtime : NO DOWNTIME  
DTAC Case :  
DTAC Solution :

**Parts / Labor / Other Credits**

Item	Description	Quantity Approved
34H258	PIN, SPRING	1
DE20796	SPINDLE, SHAFT ASSY	0
AXE11477	SENSOR, ASSY, HALL POSITON KINGPIN	1
L	DIAGNOST	1.5
A	100.00	2.0
		0.0

**Complaint**

Wheel angle sensor codes while harvesting

**Cause**

Found wheel angle sensor shaft was lose in housing

**Correction**

Replaced wheel angle sensor in housing and attempted to recalibrate. Diagnose new codes and found wheel angle sensor was faulty. Replaced wheel angle sensor and recalibrated system.

Failure Mode : SOFTWARE / REPROG  
Failure Area : GRAIN LOSS CONTROLLER  
Failure Mode Comments :  
Downtime : LESS THAN 4 HOURS  
DTAC Case :  
DTAC Solution :

Parts / Labor / Other Credits

Item	Description	Quantity Approved
		0
L	DIAGNOST	0.82
E	110.00	1.5
		0.0

Complaint

GRAIN LOSS MONITOR WILL NOT CALIBRATE

Cause

faulty software

Correction

Cannot calibrate grain loss monitor and display. Checked codes on machine and had GLM codes for sensors not functional and system not calibrated, ran combine and attempted to calibrate grain loss but the grain loss would not calibrate. Downloaded software from SDS and updated all controller software and ran combine in field and calibrated grain loss display, grain loss worked fine after new software was installed.

**Failure Part : AXE27393**

Failure Mode : LEAKED  
Failure Area : STEERING PUMP SUPPLY  
Failure Mode Comments :  
Downtime : NO DOWNTIME  
DTAC Case :  
DTAC Solution :

**Parts / Labor / Other Credits**

Item	Description	Quantity Approved
T78612	O-RING	3
T76938	O-RING	1
TY26101	BRAKE AND PARTS CLEANER-US ONLY	0
AXE27393	HYDRAULIC HOSE - FABRICATE, SUCTION	1
AXE24936	HYDRAULIC HOSE - FABRICATE, SUCTION	1
L	DIAGNOST	0.5
A	119.75	2.2
		0.0

**Complaint**

03 STEERING PUMP SUPPLY HOSE LEAKINGoil leak on LH side of combine

**Cause**

hoses were leaking at crimp on hose.

**Correction**

drained oil out of main engine gear case, replaced hose on steering pump supply and prodrive pump supply hoses, filled gear case w ith oil and tested operation

**Failure Part : AXE21789**

Failure Mode : LEAKED  
Failure Area : SINGLE POINT COUPLER  
Failure Mode Comments :  
Downtime : NO DOWNTIME  
DTAC Case :  
DTAC Solution :

**Parts / Labor / Other Credits**

Item	Description	Quantity Approved
AXE21789	VALVE, MULTI-COUPLER CARTRIDGE - 3/	1
A	119.75	0.4
		0.0

**Complaint**

02\* REPLACE COUPLER ON MULTI-COUPLER - PRICING PER COUPLERoil leak on single point

**Cause**

coupler seal had failed

**Correction**

replaced one fore and aft coupler on combine side of single point.



## Landmark Implement Inc.

111 Chestnut  
Arapahoe, NE 68922  
Phone: 308-962-7448  
Fax: 308-962-5424  
www.landmarkimp.com  
Arapahoe@landmarkimp.com



**JOHN DEERE**

Invoice To Account No:

Deliver To:

## SERVICE INVOICE

Internal Used Stock No. 170094	Internal Used Stock No. 170094	<b>Invoice Number:</b> 10566966
		Invoice Date: 10/12/2018
		Location: 07
		Work Order Number: 277598
		Payment Type: Account
Bus Phone:	Bus Phone:	Page: 1 of 4
Prv Phone:	Prv Phone:	
Make/Model:	Meter:	Serial Number:
JOHN DEERE JD S670 COMBINE	1116	1H0S670STF0776360
		Eq ID: PF776360
		Fleet No:

### /HCWASH2 Internal

#### COMPLAINT:

01 LEVEL 2 COMBINE WASH, WASH EXTERIOR AND UNDER SHIELDS

#### CORRECTION:

Labor: \$400.00	Parts: \$0.00	OL&M: \$0.00	Misc: \$0.00	Sub-Total: \$400.00
-----------------	---------------	--------------	--------------	---------------------

### /S670G1138826 Internal

#### COMPLAINT:

02 CONCAVE, R&R - INCLUDES LEVELING

#### CORRECTION:

LOWERED, LOOSENED AND REMOVED SMALL WIRE CONCAVES FROM COMBINE. INSTALLED AND CHECKED LEVEL OF ROUND BAR CONCAVES. CLEARANCES WERE SERVICEABLE. SET COMBINE FOR DRY CORN, BOTH OUTSIDE SETTINGS AND THROUGH DISPLAY. CHECKED COMBINE OPERATION, GOOD.

INSPECTED COMBINE. ADJUSTED FEEDER HOUSE CONVEYOR CHAIN AND DRIVE CHAIN TENSION. ADJUSTED CLEAN GRAIN ELEVATOR, DISCHARGE BEATER, AND ROTARY JACKSHAFT BELTS. ADJUSTED TENSION ON CLEAN GRAIN AND TAILINGS ELEVATORS. CHECKED OPERATION AGAIN, GOOD.

Labor: \$598.75	Parts: \$0.00	OL&M: \$0.00	Misc: \$0.00	Sub-Total: \$598.75
-----------------	---------------	--------------	--------------	---------------------

### /S670G000012 Internal

#### COMPLAINT:

03 LANDMARK COURTESY PRE-WORK CHECKLIST  
MAKE SURE WE FILL OUT CHECK LIST. CHECK CHAFFER FRAME

#### CORRECTION:

CONTINUED ON NEXT PAGE->



## Landmark Implement Inc.

111 Chestnut  
Arapahoe, NE 68922  
Phone: 308-962-7448  
Fax: 308-962-5424  
www.landmarkimp.com  
Arapahoe@landmarkimp.com



**JOHN DEERE**

Invoice To Account No:

Deliver To:

## SERVICE INVOICE

Internal Used Stock No. 170094	Internal Used Stock No. 170094	<b>Invoice Number:</b> 10566966
		Invoice Date: 10/12/2018
		Location: 07
		Work Order Number: 277598
		Payment Type: Account
Bus Phone:	Bus Phone:	Page: 2 of 4
Prv Phone:	Prv Phone:	
Make/Model:	Meter:	Serial Number:
JOHN DEERE JD S670 COMBINE	1116	1H0S670STF0776360
		Eq ID: PF776360
		Fleet No:

### /S670G000012 Internal

#### REPAIR Y/N--- SAFETY EQUIPMENT

- \_\_\_ PTO Shields
- \_\_\_ Steps and Handrails
- \_\_\_ Warning Lights
- \_\_\_ SMV Emblem

#### LEAKS

- \_\_\_ Engine oil
- \_\_\_ Coolant
- \_\_\_ Fuel
- \_\_\_ Hydraulic oil

#### OPERATOR STATION

- \_\_\_ A/C & Heater Operation
- \_\_\_ Light system, Field and Road
- \_\_\_ Radio Operation
- \_\_\_ Operation of All Controls in the Cab
- \_\_\_ Seat Operation and Adjustments

#### FLUID LEVELS

- \_\_\_ Engine Oil
- \_\_\_ Engine Coolant
- \_\_\_ Hydraulic Oil

#### DTC's, SERVICE INTERVALS (CODES)

- \_\_\_ Recall & Record DTC's
- \_\_\_ Check Service Intervals

#### PHYSICAL DAMAGE

- \_\_\_ Damaged Glass/Mirrors
- \_\_\_ Cracks in Plastic/Fiberglass Parts.
- \_\_\_ Paint/Finish Damage
- \_\_\_ Cab Interior Damage

Labor: \$20.36

Parts: \$0.00

OL&M: \$0.00

Misc: \$0.00

Sub-Total: \$20.36

### /S670SERVICE Internal

#### COMPLAINT:

04 SERVICE COMBINE FILTERS AND FLUIDS

#### CORRECTION:

CONTINUED ON NEXT PAGE->



## Landmark Implement Inc.

111 Chestnut  
 Arapahoe, NE 68922  
 Phone: 308-962-7448  
 Fax: 308-962-5424  
 www.landmarkimp.com  
 Arapahoe@landmarkimp.com



**JOHN DEERE**

Invoice To Account No:

Deliver To:

## SERVICE INVOICE

Internal Used    Stock No. 170094	Internal Used    Stock No. 170094	<b>Invoice Number:</b>	<b>10566966</b>	
		Invoice Date:	10/12/2018	
		Location:	07	
		Work Order Number:	277598	
		Payment Type:	Account	
Bus Phone:	Bus Phone:	Page:	3 of 4	
Prv Phone:	Prv Phone:			
Make/Model:	Meter:	Serial Number:	Eq ID:	Fleet No:
JOHN DEERE JD S670 COMBINE	1116	1H0S670STF0776360	PF776360	

### /S670SERVICE Internal

REPLACED ALL FILTERS.

DRAINED;

ENGINE OIL.

REVERSER GEARCASE.

PRIMARY COUNTERSHAFT GEARCASE.

REFILLED TO SPECIFICATIONS.

CHECKED THE COMBINE FOR;

JOHN DEERE RECOMMENDED TIRE PRESSURES.

ALL FLUID LEVELS ARE AT SPECIFIED LEVELS.

REMOVED AND CLEANED CAB AIR PRE-CLEANER.

GREASED ALL LUBE POINTS ON THE COMBINE.

REPAIRS/ADJUSTMENTS NOT COVERED ON THIS SEGMENT.

T734

T750

<u>Part Number</u>	<u>Description</u>	<u>Quantity</u>	<u>List Price</u>	<u>Net Price</u>	<u>Extended Price</u>	<u>Taxed Ind</u>
AXE42066	Filter Element	1.00	89.85	89.85	\$89.85	N
HXE11090	Filter Element	1.00	165.93	165.93	\$165.93	N
L214634	Recirculating Filter	1.00	18.58	18.58	\$18.58	N
RE284091	Cab Air Filter	1.00	59.18	59.18	\$59.18	N
RE509672	Oil Filter Element	1.00	19.24	19.24	\$19.24	N
RE533910	Fuel Filter	1.00	117.17	117.17	\$117.17	N
RE539465	Filter Element	1.00	95.41	95.41	\$95.41	N

CONTINUED ON NEXT PAGE->



## Landmark Implement Inc.

111 Chestnut  
Arapahoe, NE 68922  
Phone: 308-962-7448  
Fax: 308-962-5424  
www.landmarkimp.com  
Arapahoe@landmarkimp.com



**JOHN DEERE**

Invoice To Account No:

Deliver To:

## SERVICE INVOICE

Internal Used Stock No. 170094	Internal Used Stock No. 170094	<b>Invoice Number:</b> 10566966
		Invoice Date: 10/12/2018
		Location: 07
		Work Order Number: 277598
		Payment Type: Account
Bus Phone:	Bus Phone:	Page: 4 of 4
Prv Phone:	Prv Phone:	
Make/Model:	Meter:	Serial Number:
JOHN DEERE JD S670 COMBINE	1116	1H0S670STF0776360
		Eq ID: PF776360
		Fleet No:

### /S670SERVICE Internal

TY26682	Plus-50 II Oil 15W40 CJ4/SN	20.00	15.00	15.00	\$300.00	N
<b>Labor: \$598.75</b>	<b>Parts: \$865.36</b>	<b>OL&amp;M: \$0.00</b>	<b>Misc: \$0.00</b>	<b>Sub-Total: \$1,464.11</b>		

Customer PO No:

Tax Exempt No:

Advisor: SCOTT HAMILTON

**Labor:** \$1,617.86

**Parts:** \$865.36

**OL&M:** \$0.00

**Misc:** \$0.00

**Sales Tax:** \$0.00

**Grand Total:** \$2,483.22

\*\*\* DOCUMENT COPY \*\*\*



**\*\*LANDMARK EXCLUSIVE WARRANTY OFFER!\*\*** We're now offering a 1 year warranty on labor for all non-maintenance items only when work is completed by one of our factory trained John Deere technicians. For parts only purchase over the counter we have a 6 month warranty on John Deere parts.

### TERMS AND CONDITIONS

Approved charges are due by the 10th of the month following purchase. I agree to pay a monthly periodic FINANCE CHARGE at the rate of 1.33% which is an ANNUAL PERCENTAGE CHARGE OF 16% on the unpaid balance. The purchaser agrees to pay reasonable attorney fees if collection efforts are required.

Received by: .....Date: .....





## Landmark Implement Inc.

910 West Highway 36  
Smith Center, KS 66967  
Phone: 785-282-6601  
Fax: 785-282-6958  
www.landmarkimp.com  
Smithcenter@landmarkimp.com



**JOHN DEERE**

Invoice To Account No:

Deliver To:

## SERVICE INVOICE

Internal New Stock No. 67447 (Sold)	Internal New Stock No. 67447 (Sold)	<b>Invoice Number:</b> <b>816518</b>
		Invoice Date: 9/23/2015
		Location: 03
		Work Order Number: 164600
		Payment Type: Account
Bus Phone:	Bus Phone:	Page: 1 of 3
Prv Phone:	Prv Phone:	

Make/Model:	Meter:	Serial Number:	Eq ID:	Fleet No:
JOHN DEERE S670 STS COMBINE	4	1H0S670STF0776360	PF776360	

### /PDIS670 Internal

#### COMPLAINT:

01 SET-UP/PREDELIVER COMBINE.

#### CORRECTION:

Performed all PDI instructions. Calibrated the shoe, transmission, wheel angle sensors, grain bin covers and feeder house. Ran machine for a couple hours to ensure proper operation and to check for leaks. Checked operation of all functions and lights. Checked tire pressures. Set machine for fall crops.

<b>Labor: \$2,599.99</b>	<b>Parts: \$0.00</b>	<b>OL&amp;M: \$0.00</b>	<b>Misc: \$0.01</b>	<b>Sub-Total: \$2,600.00</b>
--------------------------	----------------------	-------------------------	---------------------	------------------------------

### /S670DUSPACE Internal

#### COMPLAINT:

02 INSTALL SPACERS AND DUALS ON COMBINE

#### CORRECTION:

Installed spacers and truss rod per instructions and torqued all hardware.

<b>Labor: \$930.00</b>	<b>Parts: \$0.00</b>	<b>OL&amp;M: \$0.00</b>	<b>Misc: \$0.00</b>	<b>Sub-Total: \$930.00</b>
------------------------	----------------------	-------------------------	---------------------	----------------------------

### /S670A&ICAM Internal

#### COMPLAINT:

03 INSTALL SIDE HILL KIT

#### CORRECTION:

Installed side hill kit per included instructions.

<b>Labor: \$350.00</b>	<b>Parts: \$0.00</b>	<b>OL&amp;M: \$0.00</b>	<b>Misc: \$0.00</b>	<b>Sub-Total: \$350.00</b>
------------------------	----------------------	-------------------------	---------------------	----------------------------

### /S670DIAG Internal

#### COMPLAINT:

04 UNLOAD COMBINE

#### CORRECTION:

CONTINUED ON NEXT PAGE->



## Landmark Implement Inc.

910 West Highway 36  
Smith Center, KS 66967  
Phone: 785-282-6601  
Fax: 785-282-6958  
www.landmarkimp.com  
Smithcenter@landmarkimp.com



Invoice To Account No:

Deliver To:

## SERVICE INVOICE

Internal New Stock No. 67447 (Sold)	Internal New Stock No. 67447 (Sold)	<b>Invoice Number:</b>	<b>816518</b>
		Invoice Date:	9/23/2015
		Location:	03
		Work Order Number:	164600
		Payment Type:	Account
Bus Phone:	Bus Phone:	Page:	2 of 3
Prv Phone:	Prv Phone:		

Make/Model:	Meter:	Serial Number:	Eq ID:	Fleet No:
JOHN DEERE S670 STS COMBINE	4	1H0S670STF0776360	PF776360	

### /S670DIAG Internal

went to unload combine from trailer and found that the rear wheels that were shipped were wrong, so had to go and take rear tires off another combine to be able to unload. let office know and they ordered the right tires and jesse and i put them on when they came in. reinstalled tires on used combine and retorqued them.

<b>Labor: \$1,150.01</b>	<b>Parts: \$0.00</b>	<b>OL&amp;M: \$0.00</b>	<b>Misc: (\$0.01)</b>	<b>Sub-Total: \$1,150.00</b>
--------------------------	----------------------	-------------------------	-----------------------	------------------------------

### /S670G1138976 Internal

#### COMPLAINT:

06 SWAP RADIO

#### CORRECTION:

Attempted to swap radios with another combine only to find out that it was not possible.

Installed aftermarket xm receiver.

<u>Part Number</u>	<u>Description</u>	<u>Quantity</u>	<u>List Price</u>	<u>Net Price</u>	<u>Extended Price</u>	<u>Taxed Ind</u>
--------------------	--------------------	-----------------	-------------------	------------------	-----------------------	------------------





# Landmark Implement Inc.

910 West Highway 36  
Smith Center, KS 66967  
Phone: 785-282-6601  
Fax: 785-282-6958  
www.landmarkimp.com  
Smithcenter@landmarkimp.com



Invoice To Account No:

Deliver To:

## SERVICE INVOICE

Internal New Stock No. 67447 (Sold)	Internal New Stock No. 67447 (Sold)	<b>Invoice Number:</b> 816518
		Invoice Date: 9/23/2015
		Location: 03
		Work Order Number: 164600
		Payment Type: Account
Bus Phone:	Bus Phone:	Page: 3 of 3
Prv Phone:	Prv Phone:	

Make/Model:	Meter:	Serial Number:	Eq ID:	Fleet No:
JOHN DEERE S670 STS COMBINE	4	1H0S670STF0776360	PF776360	

/S670G1138976 Internal  
14002 4" black light duty 1.00 1.49 1.49 \$1.49 N

Labor: \$300.01 Parts: \$1.49 OL&M: \$0.00 Misc: (\$0.01) Sub-Total: \$301.49

### Miscellaneous Charges:

Service Accessories \$200.00

Customer PO No:  
Tax Exempt No:  
Advisor: SCOTT KUHN

Labor: \$5,330.00  
Parts: \$1.49  
OL&M: \$0.00  
Misc: \$200.00  
Sales Tax: \$0.00  
Grand Total: \$5,531.49

\*\*\* DOCUMENT COPY \*\*\*



**\*\*LANDMARK EXCLUSIVE WARRANTY OFFER!\*\*** We're now offering a 1 year warranty on labor for all non-maintenance items only when work is completed by one of our factory trained John Deere technicians. For parts only purchase over the counter we have a 6 month warranty on John Deere parts.

### TERMS AND CONDITIONS

Approved charges are due by the 10th of the month following purchase, I agree to pay a monthly periodic FINANCE CHARGE at the rate of 1.33% which is an ANNUAL PERCENTAGE CHARGE OF 16% on the unpaid balance. The purchaser agrees to pay reasonable attorney fees if collection efforts are required.

Received by: ..... Date: .....



## Landmark Implement Inc.

910 West Highway 36  
 Smith Center, KS 66967  
 Phone: 785-282-6601  
 Fax: 785-282-6958  
 www.landmarkimp.com  
 Smithcenter@landmarkimp.com



**JOHN DEERE**

Invoice To Account No:

Deliver To:

## SERVICE INVOICE

<b>WARRANTY</b>     Bus Phone: Prv Phone:		<b>Invoice Number: 10032243</b> Invoice Date: 3/23/2016 Location: 03 Work Order Number: 177978 Payment Type: Account  Page: 1 of 5
---	--	--

Make/Model:	Meter:	Serial Number:	Eq ID:	Fleet No:
JOHN DEERE S670	261	1H0S670STF0776360	PF776360	

### /S670G1138919 Warranty

#### COMPLAINT:

Noise in final drive while driving down the road

#### CORRECTION:

removed duals from machine and final drive. Dissembled final drive and found cracked ring gear in final drive. Input gear was also damaged. While final drive was apart also replaced all bearings and seals in final drive. Replaced ring gear and input gear. Reinstalled final drive on combine and filled final drive with new oil and reinstalled wheels

Part Number	Description	Quantity	List Price	Net Price	Extended Price	Taxed Ind
AH112401	SEAL	1.00	81.50	81.50	\$81.50	N
AH155232	V-RING SEAL	1.00	34.86	34.86	\$34.86	N
AN12151	SEAL	1.00	19.13	19.13	\$19.13	N
H154720	CAP	1.00	11.98	11.98	\$11.98	N
H161541	SHIM	2.00	6.42	6.42	\$12.84	N
H161542	SHIM	2.00	4.49	4.49	\$8.98	N
H161543	SHIM	2.00	3.13	3.13	\$6.26	N
H161871	V-RING SEAL	1.00	22.24	22.24	\$22.24	N
H163745	SHIM	2.00	5.58	2.79	\$5.58	N
H167723	Gear	1.00	3,531.16	3,531.16	\$3,531.16	N
JD10134	BEARING CO	1.00	164.60	164.60	\$164.60	N
JD10135	BEARING CUP	1.00	105.23	105.23	\$105.23	N
JD10266	BEARING CO	1.00	53.87	53.87	\$53.87	N
JD7298	BEARING CU	1.00	34.58	34.58	\$34.58	N
JD9058	BEARING CO	2.00	37.77	37.77	\$75.54	N
JD9121	BEARING CU	2.00	19.39	19.39	\$38.78	N
N377016	Pinion	1.00	655.44	655.44	\$655.44	N
N380924	Nut	1.00	65.44	65.44	\$65.44	N
R90080	OIL CUP	1.00	27.19	27.19	\$27.19	N
TY24416	GREASE	1.00	3.21	3.21	\$3.21	N
TY26101	BRAKE/CLUTCH	2.00	4.92	4.92	\$9.84	N

CONTINUED ON NEXT PAGE->



## Landmark Implement Inc.

910 West Highway 36  
 Smith Center, KS 66967  
 Phone: 785-282-6601  
 Fax: 785-282-6958  
 www.landmarkimp.com  
 Smithcenter@landmarkimp.com



**JOHN DEERE**

Invoice To Account No:

Deliver To:

## SERVICE INVOICE

<b>WARRANTY</b>   Bus Phone: Prv Phone:		<b>Invoice Number: 10032243</b> Invoice Date: 3/23/2016 Location: 03 Work Order Number: 177978 Payment Type: Account  Page: 2 of 5
---	--	--

Make/Model:	Meter:	Serial Number:	Eq ID:	Fleet No:
JOHN DEERE S670	261	1H0S670STF0776360	PF776360	

### /S670G1138919 Warranty

TY6296	LUBRICANT	1.00	7.72	6.46	\$6.46	N
--------	-----------	------	------	------	--------	---

<b>Labor: \$1,015.00</b>	<b>Parts: \$4,974.71</b>	<b>OL&amp;M: \$0.00</b>	<b>Misc: \$0.00</b>	<b>Sub-Total: \$5,989.71</b>
--------------------------	--------------------------	-------------------------	---------------------	------------------------------

### /S670G1138948 Warranty

#### COMPLAINT:

noise while drive machine in field

#### CORRECTION:

Replaced all hardware on axle extension and replace truss rod between the two extensions. Also checked torque on hardware on other side of machine at this time.

Part Number	Description	Quantity	List Price	Net Price	Extended Price	Taxed Ind
14M7278	NUT	6.00	3.19	3.19	\$19.14	N
14M7431	NUT	2.00	7.27	7.27	\$14.54	N
14M7533	NUT	2.00	9.98	9.98	\$19.96	N
19M8288	CAP SCREW	6.00	7.58	7.58	\$45.48	N
24M7243	WASHER	6.00	5.64	2.82	\$16.92	N
H130287	SPACER	2.00	33.36	33.36	\$66.72	N
H130288	NUT	2.00	6.06	6.06	\$12.12	N
H133635	Rod	1.00	333.81	333.81	\$333.81	N
<b>Labor: \$200.00</b>		<b>Parts: \$528.69</b>	<b>OL&amp;M: \$0.00</b>	<b>Misc: \$0.00</b>	<b>Sub-Total: \$728.69</b>	

### /S670G1138882 Warranty

#### COMPLAINT:

Oil leak in engine compartment

#### CORRECTION:

Cleaned all the leaked oil from the machine. Drained oil from hydraulic reservoir. replaced hose from main hydraulic pump to reservoir and hose clamps. Checked other hose clamps and found they were loose, so they were replaced as well. Add oil back to reservoir and checked for leaks

Part Number	Description	Quantity	List Price	Net Price	Extended Price	Taxed Ind
AXE12744	Hose Clamp	2.00	7.39	7.39	\$14.78	N

CONTINUED ON NEXT PAGE->



## Landmark Implement Inc.

910 West Highway 36  
 Smith Center, KS 66967  
 Phone: 785-282-6601  
 Fax: 785-282-6958  
 www.landmarkimp.com  
 Smithcenter@landmarkimp.com



**JOHN DEERE**

Invoice To Account No:

Deliver To:

## SERVICE INVOICE

WARRANTY   Bus Phone: Prv Phone:		<b>Invoice Number: 10032243</b> Invoice Date: 3/23/2016 Location: 03 Work Order Number: 177978 Payment Type: Account  Page: 3 of 5
--	--	--

Make/Model:	Meter:	Serial Number:	Eq ID:	Fleet No:
JOHN DEERE S670	261	1H0S670STF0776360	PF776360	

### /S670G1138882 Warranty

HXE42756	Hydraulic Hose - Fabricate	1.00	12.16	12.16	\$12.16	N
TY22467	CLAMP	6.00	1.92	1.92	\$11.52	N

**Labor: \$205.00      Parts: \$38.46      OL&M: \$0.00      Misc: \$0.00      Sub-Total: \$243.46**

### /S670G1138840 Warranty

COMPLAINT:  
 FEEDERHOUSE RETURN FLOOR WEAR STRIPS

CORRECTION:  
 Replaced the missing wear strips

Part Number	Description	Quantity	List Price	Net Price	Extended Price	Taxed Ind
H171960	STRIP	4.00	25.77	25.77	\$103.08	N
<b>Labor: \$240.00</b>		<b>Parts: \$103.08</b>	<b>OL&amp;M: \$0.00</b>	<b>Misc: \$0.00</b>	<b>Sub-Total: \$343.08</b>	

### /S670G1138835 Warranty

COMPLAINT:  
 losing grain from feeder house

CORRECTION:  
 replaced feed door latch and support arms Adjusted feed door latch to seal feed door

Part Number	Description	Quantity	List Price	Net Price	Extended Price	Taxed Ind
11M7028	COTTER PIN	2.00	0.66	0.33	\$0.66	N
AH147474	Arm	1.00	115.30	115.30	\$115.30	N
AH147475	Arm	1.00	115.30	115.30	\$115.30	N
AH165618	SUPPORT	1.00	202.26	202.26	\$202.26	N
TY22062	HY-GARD TM	1.00	37.97	37.97	\$37.97	N
<b>Labor: \$200.00</b>		<b>Parts: \$471.49</b>	<b>OL&amp;M: \$0.00</b>	<b>Misc: \$0.00</b>	<b>Sub-Total: \$671.49</b>	

### /S670G1138788 Warranty

COMPLAINT:

CONTINUED ON NEXT PAGE->



## Landmark Implement Inc.

910 West Highway 36  
Smith Center, KS 66967  
Phone: 785-282-6601  
Fax: 785-282-6958  
www.landmarkimp.com  
Smithcenter@landmarkimp.com



JOHN DEERE

Invoice To Account No:

Deliver To:

## SERVICE INVOICE

WARRANTY		<b>Invoice Number:</b>	<b>10032243</b>
		Invoice Date:	3/23/2016
		Location:	03
		Work Order Number:	177978
		Payment Type:	Account
Bus Phone:		Page:	4 of 5
Prv Phone:			

Make/Model:	Meter:	Serial Number:	Eq ID:	Fleet No:
JOHN DEERE S670	261	1H0S670STF0776360	PF776360	

### /S670G1138788 Warranty

Oil leak on clean grain elevator gear case

#### CORRECTION:

Used four quarts of TY26373 as oil was contaminated from failure. Cleaned off the machine for repairs. Removed gear case and drained oil out of gear case. Oil had metal into so all bearings and seals were replaced. refilled gear case with oil and reinstalled in combine

Part Number	Description	Quantity	List Price	Net Price	Extended Price	Taxed Ind
AE42998	TAPERED RO	1.00	52.42	52.42	\$52.42	N
AH131860	SEAL	1.00	28.43	28.43	\$28.43	N
AH21815	SEAL	1.00	14.87	14.87	\$14.87	N
CE21767	Shaft Key	2.00	22.89	22.89	\$45.78	N
DE20207	BALL BEARING	1.00	35.58	35.58	\$35.58	N
JD7689	BALL BEARING	1.00	24.19	24.19	\$24.19	N
R69706	LOCK NUT	2.00	3.76	1.88	\$3.76	N
TY26373X	oil 80w-140 syn	4.00	15.92	15.92	\$63.68	N
<b>Labor: \$575.00</b>		<b>Parts: \$268.71</b>	<b>OL&amp;M: \$0.00</b>	<b>Misc: \$0.00</b>	<b>Sub-Total: \$843.71</b>	

### /DIA-1 Warranty

#### COMPLAINT:

Feeder house fore and aft doesn't move.

#### CORRECTION:

Preformed feeder house fore and aft calibration, no codes returned and is functioning normally.

<b>Labor: \$180.00</b>	<b>Parts: \$0.00</b>	<b>OL&amp;M: \$0.00</b>	<b>Misc: \$0.00</b>	<b>Sub-Total: \$180.00</b>
------------------------	----------------------	-------------------------	---------------------	----------------------------

### /S670G1138876 Warranty

#### COMPLAINT:

Wheel angle sensor codes while harvesting

#### CORRECTION:

CONTINUED ON NEXT PAGE->





# Landmark Implement Inc.

910 West Highway 36  
 Smith Center, KS 66967  
 Phone: 785-282-6601  
 Fax: 785-282-6958  
 www.landmarkimp.com  
 Smithcenter@landmarkimp.com



Invoice To Account No:

Deliver To:

## SERVICE INVOICE

<b>WARRANTY</b>   Bus Phone: Prv Phone:		<b>Invoice Number: 10032243</b> Invoice Date: 3/23/2016 Location: 03 Work Order Number: 177978 Payment Type: Account  Page: 5 of 5
---	--	--

Make/Model:	Meter:	Serial Number:	Eq ID:	Fleet No:
JOHN DEERE S670	261	1H0S670STF0776360	PF776360	

### /S670G1138876 Warranty

Replaced wheel angle sensor in housing and attempted to recalibrate. Diagnose new codes and found wheel angle sensor was faulty. Replaced wheel angle sensor and recalibrated system.

Part Number	Description	Quantity	List Price	Net Price	Extended Price	Taxed Ind
34H258	SPRING PIN	1.00	0.50	0.50	\$0.50	N
AXE11477	SENSOR	1.00	88.90	88.90	\$88.90	N
de20796	Spindle	1.00	143.38	143.38	\$143.38	N
Miscellaneous	Description	Quantity	List Price	Net Price	Extended Price	Taxed Ind
PT3750	FREIGHT JD - PARTS SC	1.00	19.96	19.96	\$19.96	N
<b>Labor: \$654.63</b>		<b>Parts: \$232.78</b>	<b>OL&amp;M: \$0.00</b>	<b>Misc: \$19.96</b>	<b>Sub-Total: \$907.37</b>	

INVOICE CONTAINS \$28.18 DISCOUNT

Customer PO No:

Tax Exempt No: ON FILE  
 Advisor: SCOTT KUHN

\*\*\* DOCUMENT COPY \*\*\*

**Labor:** \$3,269.63  
**Parts:** \$6,617.92  
**OL&M:** \$0.00  
**Misc:** \$19.96  
**Sales Tax:** \$0.00  
**Grand Total:** \$9,907.51

**\*\*LANDMARK EXCLUSIVE WARRANTY OFFER!\*\* We're now offering a 1 year warranty on labor for all non-maintenance items only when work is completed by one of our factory trained John Deere technicians. For parts only purchase over the counter we have a 6 month warranty on John Deere parts.**

### TERMS AND CONDITIONS

Approved charges are due by the 10th of the month following purchase, I agree to pay a monthly periodic FINANCE CHARGE at the rate of 1.33% which is an ANNUAL PERCENTAGE CHARGE OF 16% on the unpaid balance. The purchaser agrees to pay reasonable attorney fees if collection efforts are required.

Received by: ..... Date: .....





## Landmark Implement Inc.

910 West Highway 36  
 Smith Center, KS 66967  
 Phone: 785-282-6601  
 Fax: 785-282-6958  
 www.landmarkimp.com  
 Smithcenter@landmarkimp.com



**JOHN DEERE**

Invoice To Account No:

Deliver To:

## SERVICE INVOICE

Bus Phone: Prv Phone:			Invoice Number:	10252718
			Invoice Date:	4/14/2017
			Location:	03
			Work Order Number:	219830
			Payment Type:	Finance
			Page:	1 of 6

Make/Model:	Meter:	Serial Number:	Eq ID:	Fleet No:
JOHN DEERE S670	677	1H0S670STF0776360	PF776360	

### /S670AINSP Retail

#### COMPLAINT:

01 WINTER SERVICE INSPECTION PROGRAM ON COMBINES

#### CORRECTION:

<u>Part Number</u>	<u>Description</u>	<u>Quantity</u>	<u>List Price</u>	<u>Net Price</u>	<u>Extended Price</u>	<u>Taxed Ind</u>
DS0251	SCAN TEST	1.00	30.33	30.03	\$30.03	N
IPSKIT1	SCAN TEST KI	2.00	11.96	11.84	\$23.68	N
<b>Labor: \$699.98</b>		<b>Parts: \$53.71</b>	<b>OL&amp;M: \$0.00</b>	<b>Misc: \$0.02</b>	<b>Sub-Total: \$753.71</b>	

### /S670G000004 Retail

#### COMPLAINT:

02 ADJUST ALL BELTS AND CHAINS INCLUDING BOTH ELEVATOR CHAINS / REPLACE FEEDER HOUSE AND TAILINGS DRIVE CHAINS / REMOVE 1/2 LINKS FROM FEEDER HOUSE CONVEYOR CHAIN

#### CORRECTION:

Adjusted all drive belts and chains. Adjusted both elevator paddle chains. Installed new tailings and feeder house drive chains. Removed 1/2 links from the feeder house conveyor chain.

<u>Part Number</u>	<u>Description</u>	<u>Quantity</u>	<u>List Price</u>	<u>Net Price</u>	<u>Extended Price</u>	<u>Taxed Ind</u>
11M7021	COTTER PIN	2.00	0.30	0.30	\$0.60	N
AE23539	Link Chain	1.00	22.15	21.93	\$21.93	N
AXE28813	LINK CHAIN	1.00	111.04	111.04	\$111.04	N
<b>Labor: \$357.88</b>		<b>Parts: \$133.57</b>	<b>OL&amp;M: \$0.00</b>	<b>Misc: \$0.00</b>	<b>Sub-Total: \$491.45</b>	

### /S670G1138808 Retail

#### COMPLAINT:

03 FEED ACCELERATOR WEAR STRIPS FLIP / REPLACE 1 MISSING BOLT

#### CORRECTION:

Flipped all strips and installed one new bolt.

<u>Part Number</u>	<u>Description</u>	<u>Quantity</u>	<u>List Price</u>	<u>Net Price</u>	<u>Extended Price</u>	<u>Taxed Ind</u>
03M7375	BOLT	1.00	1.09	1.08	\$1.08	N

CONTINUED ON NEXT PAGE->



## Landmark Implement Inc.

910 West Highway 36  
 Smith Center, KS 66967  
 Phone: 785-282-6601  
 Fax: 785-282-6958  
 www.landmarkimp.com  
 Smithcenter@landmarkimp.com



**JOHN DEERE**

Invoice To Account No:

Deliver To:

## SERVICE INVOICE

Bus Phone: Prv Phone:			<b>Invoice Number:</b>		<b>10252718</b>
			Invoice Date:		4/14/2017
			Location:		03
			Work Order Number:		219830
			Payment Type:		Finance
			Page:		2 of 6

Make/Model:	Meter:	Serial Number:	Eq ID:	Fleet No:
JOHN DEERE S670	677	1H0S670STF0776360	PF776360	

<b>/S670G1138808 Retail</b>							
14M7296	FLANGE NUT	1.00	1.08	1.07	\$1.07	N	
<b>Labor: \$332.31</b>		<b>Parts: \$2.15</b>	<b>OL&amp;M: \$0.00</b>	<b>Misc: \$0.00</b>	<b>Sub-Total: \$334.46</b>		

**/S670G1138747 Retail**  
 COMPLAINT:  
 04 FLIP DISCHARGE BEATER STRIPS

CORRECTION:  
 Flipped all discharge beater strips.

<b>Labor: \$204.50</b>	<b>Parts: \$0.00</b>	<b>OL&amp;M: \$0.00</b>	<b>Misc: \$0.00</b>	<b>Sub-Total: \$204.50</b>			
------------------------	----------------------	-------------------------	---------------------	----------------------------	--	--	--

**/S670G1138937 Retail**  
 COMPLAINT:  
 05 REPLACE STRAW CHOPPER HAMMERS / FLIP STATIONARY KNIVES

CORRECTION:  
 Replaced all chopper hammers and hardware. Flipped stationary knives.

Part Number	Description	Quantity	List Price	Net Price	Extended Price	Taxed Ind
19M7935	CAP SCREW	30.00	1.88	1.86	\$55.80	N
A51212	LOCK NUT	30.00	0.99	0.98	\$29.40	N
HXE15909	SPACER	44.00	8.24	8.16	\$359.04	N
HXE59496	BUSHING	44.00	7.01	6.94	\$305.36	N
KXE10255	KNIFE KIT	6.00	198.01	198.01	\$1,188.06	N
<b>Labor: \$501.03</b>		<b>Parts: \$1,937.66</b>	<b>OL&amp;M: \$0.00</b>	<b>Misc: \$0.00</b>	<b>Sub-Total: \$2,438.69</b>	

**/S670G1138957 Retail**  
 COMPLAINT:  
 06 ADD GREASE HOSES TO CHOPPER BEARINGS

CORRECTION:

CONTINUED ON NEXT PAGE->



## Landmark Implement Inc.

910 West Highway 36  
Smith Center, KS 66967  
Phone: 785-282-6601  
Fax: 785-282-6958  
www.landmarkimp.com  
Smithcenter@landmarkimp.com



JOHN DEERE

Invoice To Account No:

Deliver To:

## SERVICE INVOICE

Bus Phone: Prv Phone:			Invoice Number:	10252718
			Invoice Date:	4/14/2017
			Location:	03
			Work Order Number:	219830
			Payment Type:	Finance
			Page:	3 of 6

<b>Make/Model:</b>	<b>Meter:</b>	<b>Serial Number:</b>	<b>Eq ID:</b>	<b>Fleet No:</b>
JOHN DEERE S670	677	1H0S670STF0776360	PF776360	

### /S670G1138957 Retail

Removed chopper drive gearcase and installed grease hose. Installed grease zerk on RH chopper bearing and modified bearing cover to allow access to zerk.

<u>Part Number</u>	<u>Description</u>	<u>Quantity</u>	<u>List Price</u>	<u>Net Price</u>	<u>Extended Price</u>	<u>Taxed Ind</u>
100R7		1.00	0.00	0.00	\$0.00	N
15H73	COUPLING	1.00	4.07	4.03	\$4.03	N
F2136R	ELBOW FITTIN	1.00	3.48	3.45	\$3.45	N
JD7759	LUBRICATION	2.00	0.75	0.74	\$1.48	N
X101CY-2-2	Hose Fitting	2.00	7.86	7.78	\$15.56	N
<b>Labor: \$204.50</b>		<b>Parts: \$24.52</b>	<b>OL&amp;M: \$0.00</b>	<b>Misc: \$0.00</b>	<b>Sub-Total: \$229.02</b>	

### /S670G1138850 Retail

#### COMPLAINT:

07 REPLACE RH SEPARATOR RAIL WEAR PLATE AND HARDWARE

#### CORRECTION:

Removed concaves and rail wear plate installed new plate with new hardware.

<u>Part Number</u>	<u>Description</u>	<u>Quantity</u>	<u>List Price</u>	<u>Net Price</u>	<u>Extended Price</u>	<u>Taxed Ind</u>
14M7296	FLANGE NUT	11.00	1.08	1.07	\$11.77	N
H174755	BOLT	6.00	1.38	1.36	\$8.17	N
H207530	Strip	1.00	10.85	10.74	\$10.74	N
HXE10208	Cover	1.00	96.92	95.96	\$95.96	N
<b>Labor: \$398.78</b>		<b>Parts: \$126.64</b>	<b>OL&amp;M: \$0.00</b>	<b>Misc: \$0.00</b>	<b>Sub-Total: \$525.42</b>	

### /S670G1138840 Retail

#### COMPLAINT:

08 REPLACE FEEDER HOUSE RETURN FLOOR WEAR STRIPS

#### CORRECTION:

Removed upper feeder house dust covers. Replaced all return wear strips. Installed covers.

<u>Part Number</u>	<u>Description</u>	<u>Quantity</u>	<u>List Price</u>	<u>Net Price</u>	<u>Extended Price</u>	<u>Taxed Ind</u>
--------------------	--------------------	-----------------	-------------------	------------------	-----------------------	------------------

CONTINUED ON NEXT PAGE->



# Landmark Implement Inc.

910 West Highway 36  
 Smith Center, KS 66967  
 Phone: 785-282-6601  
 Fax: 785-282-6958  
 www.landmarkimp.com  
 Smithcenter@landmarkimp.com



JOHN DEERE

Invoice To Account No:

Deliver To:

## SERVICE INVOICE

Bus Phone: Prv Phone:			Invoice Number:	10252718
			Invoice Date:	4/14/2017
			Location:	03
			Work Order Number:	219830
			Payment Type:	Finance
			Page:	4 of 6

Make/Model:	Meter:	Serial Number:	Eq ID:	Fleet No:
JOHN DEERE S670	677	1H0S670STF0776360	PF776360	

<b>/S670G1138840 Retail</b>						
H171960	STRIP	4.00	26.03	25.77	\$103.08	N
<b>Labor: \$306.75</b>		<b>Parts: \$103.08</b>	<b>OL&amp;M: \$0.00</b>	<b>Misc: \$0.00</b>	<b>Sub-Total: \$409.83</b>	

### /S670SERVICE Retail

#### COMPLAINT:

09 SERVICE: CHANGE ALL AIR FILTERS / CHANGE HYDRAULIC FILTERS / CHANGE FUEL FILTERS / CHANGE ENGINE OIL AND FILTER / CHANGE REVERSER OIL

#### CORRECTION:

Changed all air, hydraulic and fuel filters. Cleaned fuel sediment bowl. Topped off hydraulic oil reservoir. Changed engine oil and filter. Changed reverser oil

Part Number	Description	Quantity	List Price	Net Price	Extended Price	Taxed Ind
AH128449	HYDRAULIC	2.00	55.90	55.35	\$110.70	N
AH170741	COVER	1.00	31.40	31.40	\$31.40	N
AN207368	HYDRAULIC	1.00	114.37	114.37	\$114.37	N
AT129775	Oil Filter	1.00	78.85	78.07	\$78.07	N
AXE42065	FILTER ELE	1.00	43.71	43.28	\$43.28	N
AXE42066	FILTER ELE	1.00	92.15	91.24	\$91.24	N
HXE11090	Filter	1.00	215.60	215.60	\$215.60	N
HXE11091	Filter Element	1.00	146.71	146.71	\$146.71	N
L214634	FILTER	1.00	15.59	15.44	\$15.44	N
R101042	O-RING	1.00	3.39	3.36	\$3.36	N
RE284091	AIR FILTER	1.00	57.22	56.65	\$56.65	N
RE509672	FILTER ELEME	1.00	20.61	20.41	\$20.41	N
RE533910	FUEL FILTER	1.00	113.48	113.48	\$113.48	N
RE539465	FILTER ELE	1.00	89.42	88.53	\$88.53	N
RE554498	FILTER	1.00	97.92	96.95	\$96.95	N
TY22028	HY-GARD TM	4.00	13.88	13.88	\$55.52	N
TY26408	OIL	4.00	19.81	19.61	\$78.44	N

CONTINUED ON NEXT PAGE->



## Landmark Implement Inc.

910 West Highway 36  
Smith Center, KS 66967  
Phone: 785-282-6601  
Fax: 785-282-6958  
www.landmarkimp.com  
Smithcenter@landmarkimp.com



**JOHN DEERE**

Invoice To Account No:

Deliver To:

## SERVICE INVOICE

Bus Phone: Prv Phone:			<b>Invoice Number:</b>		<b>10252718</b>
			Invoice Date:		4/14/2017
			Location:		03
			Work Order Number:		219830
			Payment Type:		Finance
			Page:		5 of 6

Make/Model:	Meter:	Serial Number:	Eq ID:	Fleet No:
JOHN DEERE S670	677	1H0S670STF0776360	PF776360	

### /S670SERVICE Retail

TY26682	Plus-50 II Oil 15W40 CJ4/SN	8.00	15.21	15.21	\$121.68	N
<b>Labor: \$511.25</b>		<b>Parts: \$1,481.83</b>	<b>OL&amp;M: \$0.00</b>	<b>Misc: \$0.00</b>	<b>Sub-Total: \$1,993.08</b>	

### /S670G1138826 Retail

#### COMPLAINT:

10 SWAP CONCAVES AND SET FOR WHEAT / SEND SMALL WIRE CONCAVES TO BE REPAIRED / REPLACE 2 MISSING SEPARATOR GRATE COVERS

#### CORRECTION:

Sent one small wire concave to be repaired. Removed round bar concaves. Installed and leveled small wire concaves. Installed two missing separator grate covers. Set the machine for wheat.

<u>Part Number</u>	<u>Description</u>	<u>Quantity</u>	<u>List Price</u>	<u>Net Price</u>	<u>Extended Price</u>	<u>Taxed Ind</u>
AXE50778	Cover	1.00	46.74	46.28	\$46.28	N





# Landmark Implement Inc.

910 West Highway 36  
Smith Center, KS 66967  
Phone: 785-282-6601  
Fax: 785-282-6958  
www.landmarkimp.com  
Smithcenter@landmarkimp.com



Invoice To Account No:

Deliver To:

## SERVICE INVOICE

Bus Phone: Prv Phone:	<b>Invoice Number:</b>	<b>10252718</b>
	Invoice Date:	4/14/2017
	Location:	03
	Work Order Number:	219830
	Payment Type:	Finance
		Page: 6 of 6

Make/Model:	Meter:	Serial Number:	Eq ID:	Fleet No:
JOHN DEERE S670	677	1H0S670STF0776360	PF776360	

/S670G1138826 Retail								
H156272	NAIL		12.00	5.91	5.91	\$70.92	N	

### OL&M Charges:

Description	Value
REPAIR CONCAVE	\$738.33

Labor: \$460.14	Parts: \$117.20	OL&M: \$738.33	Misc: (\$0.01)	Sub-Total: \$1,315.66
-----------------	-----------------	----------------	----------------	-----------------------

INVOICE CONTAINS \$18.16 DISCOUNT

### Finance Information

Customer PO No:  
Tax Exempt No: ON FILE KS  
Advisor: SCOTT KUHN

Merchant No:  
Card No:

Labor:	\$3,977.13
Parts:	\$3,980.36
OL&M:	\$738.33
Misc:	\$0.00
Sales Tax:	\$0.00
Grand Total:	\$8,695.82

\*\*\* DOCUMENT COPY \*\*\*

**\*\*LANDMARK EXCLUSIVE WARRANTY OFFER!\*\*** We're now offering a 1 year warranty on labor for all non-maintenance items only when work is completed by one of our factory trained John Deere technicians. For parts only purchase over the counter we have a 6 month warranty on John Deere parts.

### TERMS AND CONDITIONS

This purchase(s) is subject to the terms of the Multi-Use Account, a service of John Deere Financial, f.s.b. I grant the issuer a purchase money security interest, except as limited in that agreement, in the goods described.

Received by: ..... Date: .....



## Landmark Implement Inc.

910 West Highway 36  
Smith Center, KS 66967  
Phone: 785-282-6601  
Fax: 785-282-6958  
www.landmarkimp.com  
Smithcenter@landmarkimp.com



JOHN DEERE

Invoice To Account No:

Deliver To:

## SERVICE INVOICE

WARRANTY		<b>Invoice Number:</b>	<b>10268066</b>
		Invoice Date:	5/3/2017
		Location:	03
		Work Order Number:	219774
		Payment Type:	Account
Bus Phone:		Page:	1 of 6
Prv Phone:			

Make/Model:	Meter:	Serial Number:	Eq ID:	Fleet No:
JOHN DEERE S670	675	1H0S670STF0776360	PF776360	

### /S670G1138900 Warranty

#### COMPLAINT:

01 REPLACE FRONT CHAFFER FRAME LINKS

#### CORRECTION:

Replaced both front chaffer frame links and torqued hardware to spec.

Part Number	Description	Quantity	List Price	Net Price	Extended Price	Taxed Ind
14M7291	FLANGE NUT	2.00	2.35	2.33	\$4.66	N
19M8486	CAP SCREW	2.00	8.61	8.52	\$17.04	N
AH219844	ARM	1.00	195.19	195.19	\$195.19	N
AH219846	ARM	1.00	195.19	195.19	\$195.19	N
Labor: \$107.36		Parts: \$412.08	OL&M: \$0.00	Misc: \$0.00	Sub-Total: \$519.44	

### /S670G1138893 Warranty

#### COMPLAINT:

02 REPLACE FRONT SIEVE FRAME LINKS

#### CORRECTION:

Removed chaffer and sieve elements. Removed fixed front chaffer. Removed all chaffer frame hardware. Removed chaffer frame. Replaced front sieve frame links and torqued hardware to spec. Installed components in reverse order and torqued all mounting hardware to spec. Calibrated chaffer and sieve frame openings.

Part Number	Description	Quantity	List Price	Net Price	Extended Price	Taxed Ind
14M7291	FLANGE NUT	2.00	2.35	2.33	\$4.66	N
AXE16294	ARM	2.00	130.43	130.43	\$260.86	N
H227582	Bolt	2.00	9.62	9.52	\$19.04	N
Labor: \$1,227.00		Parts: \$284.56	OL&M: \$0.00	Misc: \$0.00	Sub-Total: \$1,511.56	

### /S670G1138832 Warranty

#### COMPLAINT:

03 REPLACE SHOE CROSS SHAFT BEARINGS

#### CORRECTION:

CONTINUED ON NEXT PAGE->





## Landmark Implement Inc.

910 West Highway 36  
 Smith Center, KS 66967  
 Phone: 785-282-6601  
 Fax: 785-282-6958  
 www.landmarkimp.com  
 Smithcenter@landmarkimp.com



JOHN DEERE

Invoice To Account No:

Deliver To:

## SERVICE INVOICE

<b>WARRANTY</b>   Bus Phone: Prv Phone:		<b>Invoice Number: 10268066</b> Invoice Date: 5/3/2017 Location: 03 Work Order Number: 219774 Payment Type: Account  Page: 2 of 6
---	--	---

Make/Model:	Meter:	Serial Number:	Eq ID:	Fleet No:
JOHN DEERE S670	675	1H0S670STF0776360	PF776360	

### /S670G1138832 Warranty

Removed shoe pitman bearings. Replaced cross shaft bearings, flanges and lock collars. Checked for correct shaft placement.  
 Installed pitman bearings.

Part Number	Description	Quantity	List Price	Net Price	Extended Price	Taxed Ind
AL14674	ECCENTRIC	2.00	13.01	12.88	\$25.76	N
AXE61820	BALL BEARI	2.00	61.97	61.36	\$122.72	N
H133621	PRESSED FL	4.00	9.76	9.66	\$38.64	N
<b>Labor: \$153.38</b>		<b>Parts: \$187.12</b>	<b>OL&amp;M: \$0.00</b>	<b>Misc: \$0.00</b>	<b>Sub-Total: \$340.50</b>	

### /S670G1138812 Warranty

#### COMPLAINT:

04 REPLACE FRONT SEPARATOR DRIVE LINE AND CARRIER BEARING

#### CORRECTION:

Removed both halves of the separator drive line and sent them out to be repaired. The front shaft was .020 out of spec. The rear shaft was .040 out of spec. Installed new carrier bearing. Installed shaft.  
 Submitted a DTAC report only with our results.

Part Number	Description	Quantity	List Price	Net Price	Extended Price	Taxed Ind
AH207922	UNIVERSAL	1.00	121.42	121.42	\$121.42	N
AH229100	BEARING KIT	1.00	134.54	134.54	\$134.54	N
R85169	SCREW	8.00	1.77	1.75	\$14.00	N

#### OL&M Charges:

Description	Value
STRAIGHTEN DRIVELINE	\$174.00
STRAIGHTEN DRIVELINE	\$217.50

<b>Labor: \$357.88</b>	<b>Parts: \$269.96</b>	<b>OL&amp;M: \$391.50</b>	<b>Misc: \$0.00</b>	<b>Sub-Total: \$1,019.34</b>
------------------------	------------------------	---------------------------	---------------------	------------------------------

### /S670G1138948 Warranty

#### COMPLAINT:

05 REPLACE LH OUTER TIE ROD END

#### CORRECTION:

CONTINUED ON NEXT PAGE->





## Landmark Implement Inc.

910 West Highway 36  
Smith Center, KS 66967  
Phone: 785-282-6601  
Fax: 785-282-6958  
www.landmarkimp.com  
Smithcenter@landmarkimp.com



JOHN DEERE

Invoice To Account No:

Deliver To:

## SERVICE INVOICE

WARRANTY		<b>Invoice Number:</b> 10268066
		Invoice Date: 5/3/2017
		Location: 03
		Work Order Number: 219774
		Payment Type: Account
Bus Phone:		
Prv Phone:		Page: 3 of 6

Make/Model:	Meter:	Serial Number:	Eq ID:	Fleet No:
JOHN DEERE S670	675	1H0S670STF0776360	PF776360	

### /S670G1138948 Warranty

Lifted LH side of rear axle. Removed tie rod. Installed new tie rod and checked for correct toe in. Lowered combine.

Part Number	Description	Quantity	List Price	Net Price	Extended Price	Taxed Ind
11M7087	COTTER PIN	1.00	0.33	0.33	\$0.33	N
14H1086	NUT	1.00	5.49	5.44	\$5.44	N
AH231494	TIE ROD END	1.00	171.31	171.31	\$171.31	N
<b>Labor: \$102.25</b>		<b>Parts: \$177.08</b>	<b>OL&amp;M: \$0.00</b>	<b>Misc: \$0.00</b>	<b>Sub-Total: \$279.33</b>	

### /S670G1138863 Warranty

COMPLAINT:

06 REPLACE MOISTURE SENSOR GASKET

CORRECTION:

Removed moisture sensor and cleaned surfaces. Installed new gasket with sealant. Installed moisture sensor.

Part Number	Description	Quantity	List Price	Net Price	Extended Price	Taxed Ind
H154379	SEALANT	1.00	14.96	14.81	\$14.81	N
HXE16935	GASKET	1.00	31.34	31.03	\$31.03	N
<b>Labor: \$132.93</b>		<b>Parts: \$45.84</b>	<b>OL&amp;M: \$0.00</b>	<b>Misc: \$0.00</b>	<b>Sub-Total: \$178.77</b>	

### /S670G1138845 Warranty

COMPLAINT:

07 REPLACE FEEDER HOUSE FORE AND AFT FRAME SEAL

CORRECTION:

Removed old seal and cleaned residue from mating surfaces. Installed new seal.

Part Number	Description	Quantity	List Price	Net Price	Extended Price	Taxed Ind
HXE84785	Isolator	1.00	35.09	35.09	\$35.09	N
<b>Labor: \$76.69</b>		<b>Parts: \$35.09</b>	<b>OL&amp;M: \$0.00</b>	<b>Misc: \$0.00</b>	<b>Sub-Total: \$111.78</b>	

### /S670G1138887 Warranty

COMPLAINT:

CONTINUED ON NEXT PAGE->



## Landmark Implement Inc.

910 West Highway 36  
 Smith Center, KS 66967  
 Phone: 785-282-6601  
 Fax: 785-282-6958  
 www.landmarkimp.com  
 Smithcenter@landmarkimp.com



**JOHN DEERE**

Invoice To Account No:

Deliver To:

## SERVICE INVOICE

<b>WARRANTY</b>   Bus Phone: Prv Phone:		<b>Invoice Number: 10268066</b> Invoice Date: 5/3/2017 Location: 03 Work Order Number: 219774 Payment Type: Account  Page: 4 of 6
---	--	---

Make/Model:	Meter:	Serial Number:	Eq ID:	Fleet No:
JOHN DEERE S670	675	1H0S670STF0776360	PF776360	

### /S670G1138887 Warranty

08 REPLACE BROKEN BOLT ON FEEDER HOUSE FORE AND AFT FRAME PIN

#### CORRECTION:

Removed LH tilt cylinder to gain access to bolt. Could not get a good angle to drill bolt out with tilt frame in place. Removed tilt frame. Drilled out broken bolt and tapped threads. Found that the pivot pin had worked out of position and had to be drove back in. Installed new bolt with thread locker. Also replaced bolt on RH side of feeder house because it was working loose. Installed face frame and torqued mounting bolts. Installed tilt cylinders.

Part Number	Description	Quantity	List Price	Net Price	Extended Price	Taxed Ind
19M7784	SCREW	2.00	0.96	0.96	\$1.92	N
19M7844	SCREW	8.00	2.81	2.78	\$22.24	N
19M7865	SCREW	2.00	0.79	0.78	\$1.56	N
<b>Labor: \$357.88</b>		<b>Parts: \$25.72</b>	<b>OL&amp;M: \$0.00</b>	<b>Misc: \$0.00</b>	<b>Sub-Total: \$383.60</b>	

### /S670G1138871 Warranty

#### COMPLAINT:

09 DIAGNOSE AND REPAIR FOR ECU 4341.06 (DEF LINE HEATER)

#### CORRECTION:

Followed diagnostics on Service Advisor for ECU 4341.06 and it lead me to replace the DEF Pressure heater line. After replacing line the machine now had a different DTC (ECU 4341.05) than before. Followed diagnostics and tested all wiring. After submitting and DTAC case they lead me in a new direction and had me perform a harness mode test. After connecting to machine and performing test the code still returned. Continued test wiring and connectors. Removed ECU and its connectors to check terminals. Found no issues. Cleaned all connections and installed ECU. Performed harness mode check once more and this time code did not return. Determined that the cause of the second code was due to a poor connection.

Part Number	Description	Quantity	List Price	Net Price	Extended Price	Taxed Ind
M131313	Clip	6.00	0.99	0.99	\$5.94	N
RE560898	DEF Line	1.00	210.22	210.22	\$210.22	N
<b>Labor: \$766.89</b>		<b>Parts: \$216.16</b>	<b>OL&amp;M: \$0.00</b>	<b>Misc: (\$0.01)</b>	<b>Sub-Total: \$983.04</b>	

### /S670G1138861 Warranty

#### COMPLAINT:

12 DIAGNOSE AND REPAIR FOR LC1 516336.20 & 516724.07 (FEEDER HOUSE FORE AND AFT SENSOR)

CONTINUED ON NEXT PAGE->



## Landmark Implement Inc.

910 West Highway 36  
 Smith Center, KS 66967  
 Phone: 785-282-6601  
 Fax: 785-282-6958  
 www.landmarkimp.com  
 Smithcenter@landmarkimp.com



**JOHN DEERE**

Invoice To Account No:

Deliver To:

## SERVICE INVOICE

<b>WARRANTY</b>   Bus Phone: Prv Phone:		<b>Invoice Number: 10268066</b> Invoice Date: 5/3/2017 Location: 03 Work Order Number: 219774 Payment Type: Account  Page: 5 of 6
---	--	---

Make/Model:	Meter:	Serial Number:	Eq ID:	Fleet No:
JOHN DEERE S670	675	1H0S670STF0776360	PF776360	

### /S670G1138861 Warranty

#### CORRECTION:

Followed diagnostics in Service Advisor and it lead me to replace the position sensor. Replaced sensor and performed calibration.  
 Code did not return.

Part Number	Description	Quantity	List Price	Net Price	Extended Price	Taxed Ind
AXE14245	Sensor	1.00	116.97	116.97	\$116.97	N
AXE14888	Shaft	1.00	26.62	26.36	\$26.36	N
P48347	O-RING	1.00	1.32	1.31	\$1.31	N
<b>Labor: \$51.13</b>		<b>Parts: \$144.64</b>	<b>OL&amp;M: \$0.00</b>	<b>Misc: \$0.00</b>	<b>Sub-Total: \$195.77</b>	

### /S670G1138946 Warranty

#### COMPLAINT:

13 DIAGNOSE AND REPAIR FOR MULTIPLE SSU CODES (REPLACE STEERING WHEEL POSITION SENSOR)

#### CORRECTION:

Followed diagnostics in Service Advisor and it lead me to replace the steering wheel position sensor. Removed EH steering valve and replaced sensor. Performed SSU calibration and code did not return.

Part Number	Description	Quantity	List Price	Net Price	Extended Price	Taxed Ind
AL206976	Sensor	1.00	157.91	157.91	\$157.91	N
<b>Labor: \$204.50</b>		<b>Parts: \$157.91</b>	<b>OL&amp;M: \$0.00</b>	<b>Misc: \$0.00</b>	<b>Sub-Total: \$362.41</b>	

### /S670DUSPACE Warranty

#### COMPLAINT:

14 REPLACE SHOE PITMAN ARM BEARINGS ON BOTH SIDES

#### CORRECTION:

Removed shoe drive belt and flywheel. Removed pitman bearing assemblies and disassembled. Replaced bearings and flanges. Installed bear assemblies and torqued all mounting hardware. Installed flywheel and shoe drive belt.

Part Number	Description	Quantity	List Price	Net Price	Extended Price	Taxed Ind
AH125975	BALL BEARI	4.00	106.60	106.60	\$426.40	N

CONTINUED ON NEXT PAGE->



# Landmark Implement Inc.

910 West Highway 36  
Smith Center, KS 66967  
Phone: 785-282-6601  
Fax: 785-282-6958  
www.landmarkimp.com  
Smithcenter@landmarkimp.com



Invoice To Account No:

Deliver To:

## SERVICE INVOICE

WARRANTY		<b>Invoice Number:</b>	<b>10268066</b>
		Invoice Date:	5/3/2017
		Location:	03
		Work Order Number:	219774
		Payment Type:	Account
Bus Phone:			
Prv Phone:			
		Page:	6 of 6

Make/Model:	Meter:	Serial Number:	Eq ID:	Fleet No:
JOHN DEERE S670	675	1H0S670STF0776360	PF776360	

<b>/S670DUSPACE Warranty</b>							
H134118	PRESSED FL	8.00	17.23	17.23	\$137.84	N	
<b>Labor: \$265.85</b>	<b>Parts: \$564.24</b>	<b>OL&amp;M: \$0.00</b>	<b>Misc: \$0.00</b>	<b>Sub-Total: \$830.09</b>			

INVOICE CONTAINS \$3.54 DISCOUNT

<b>Customer PO No:</b>	
<b>Tax Exempt No:</b>	ON FILE WARRANTY
<b>Advisor:</b>	SCOTT KUHN

<b>Labor:</b>	\$3,803.73
<b>Parts:</b>	\$2,520.40
<b>OL&amp;M:</b>	\$391.50
<b>Misc:</b>	\$0.00
<b>Sales Tax:</b>	\$0.00
<b>Grand Total:</b>	\$6,715.63

\*\*\* DOCUMENT COPY \*\*\*



**\*\*LANDMARK EXCLUSIVE WARRANTY OFFER!\*\*** We're now offering a 1 year warranty on labor for all non-maintenance items only when work is completed by one of our factory trained John Deere technicians. For parts only purchase over the counter we have a 6 month warranty on John Deere parts.

### TERMS AND CONDITIONS

Approved charges are due by the 10th of the month following purchase, I agree to pay a monthly periodic FINANCE CHARGE at the rate of 1.33% which is an ANNUAL PERCENTAGE CHARGE OF 16% on the unpaid balance. The purchaser agrees to pay reasonable attorney fees if collection efforts are required.

Received by: ..... Date: .....



## Landmark Implement Inc.

910 West Highway 36  
Smith Center, KS 66967  
Phone: 785-282-6601  
Fax: 785-282-6958  
www.landmarkimp.com  
Smithcenter@landmarkimp.com



JOHN DEERE

Invoice To Account No:

Deliver To:

## SERVICE INVOICE

Bus Phone: Prv Phone:	<b>Invoice Number:</b>	<b>10388949</b>
	Invoice Date:	11/20/2017
	Location:	03
	Work Order Number:	245995
	Payment Type:	Finance
		Page: 1 of 1

Make/Model:	Meter:	Serial Number:	Eq ID:	Fleet No:
JOHN DEERE S670	946	1H0S670STF0776360	PF776360	

### /S670SERVCALL Retail

#### COMPLAINT:

01 SERVICE CALL / Chopper belts

#### CORRECTION:

went out and replaced upper chopper belt and straightened the unloading auger bracket. also had customer run to town to get a hydro hose fixed that was leaking down by valve stack that was for unloading auger.

Part Number	Description	Quantity	List Price	Net Price	Extended Price	Taxed Ind
H241230	V-Belt	1.00	437.81	437.81	\$437.81	N
Labor: \$304.91		Parts: \$437.81	OL&M: \$0.00	Misc: \$0.00	Sub-Total: \$742.72	

#### Finance Information

Customer PO No:  
Tax Exempt No: ON FILE KS  
Advisor: DWAYNE LORENCE

Merchant No:  
Card No:

Labor: \$304.91  
Parts: \$437.81  
OL&M: \$0.00  
Misc: \$0.00  
Sales Tax: \$0.00  
Grand Total: \$742.72

\*\*\* DOCUMENT COPY \*\*\*

**\*\*LANDMARK EXCLUSIVE WARRANTY OFFER!\*\*** We're now offering a 1 year warranty on labor for all non-maintenance items only when work is completed by one of our factory trained John Deere technicians. For parts only purchase over the counter we have a 6 month warranty on John Deere parts.

#### TERMS AND CONDITIONS

This purchase(s) is subject to the terms of the Multi-Use Account, a service of John Deere Financial, f.s.b. I grant the issuer a purchase money security interest, except as limited in that agreement, in the goods described.

Received by: ..... Date: .....



# Landmark Implement Inc.

910 West Highway 36  
 Smith Center, KS 66967  
 Phone: 785-282-6601  
 Fax: 785-282-6958  
 www.landmarkimp.com  
 Smithcenter@landmarkimp.com



JOHN DEERE

Invoice To Account No:

Deliver To:

## SERVICE INVOICE

Bus Phone:  Prv Phone:			<b>Invoice Number:</b>		<b>10449674</b>
			Invoice Date:		4/17/2018
			Location:		03
			Work Order Number:		258147
			Payment Type:		Finance
			Page:		1 of 6

Make/Model:	Meter:	Serial Number:	Eq ID:	Fleet No:
JOHN DEERE S670	968	1H0S670STF0776360	PF776360	

### /S670AINSP Retail

#### COMPLAINT:

01 WINTER SERVICE INSPECTION PROGRAM ON COMBINES

#### CORRECTION:

inspect combine make list of needed repairs and parts.

Part Number	Description	Quantity	List Price	Net Price	Extended Price	Taxed Ind
DS0251	SCAN TEST	1.00	30.33	30.33	\$30.33	N
IPSKIT1	SCAN TEST KI	2.00	11.96	11.96	\$23.92	N
<b>Labor: \$699.99</b>		<b>Parts: \$54.25</b>	<b>OL&amp;M: \$0.00</b>	<b>Misc: \$0.01</b>	<b>Sub-Total: \$754.25</b>	

### /S670G1138802 Retail

#### COMPLAINT:

02\* ADJUST FEEDER HOUSE DRIVE CHAIN  
 ADJUST FEEDER HOUSE CONVEYOR CHAIN  
 REMOVE 1/2 LINK FROM CLEAN GRAIN CONVEYOR CHAIN  
 REMOVE 1/2 LINK FROM TAILINGS ELEVATOR CHAIN  
 REPLACE BOLT ON CLEAN GRAIN ELEVATOR CHAIN ADJUSTMENT AND REPAIR BRACKET  
 REPLACE TOP RETURN FLOOR STRIPS

#### CORRECTION:

adjust drive chains and removed half link from tailing paddle chain. repaired adjustment bracket for clean grain elevator paddle chain. adjusted paddle chain. adjusted feeder house conveyor chain.

Part Number	Description	Quantity	List Price	Net Price	Extended Price	Taxed Ind
14M7296	FLANGE NUT	3.00	1.04	1.04	\$3.12	N
19M7783	SCREW	3.00	0.86	0.86	\$2.58	N
19M8241	CAP SCREW	1.00	2.29	2.29	\$2.29	N
H171960	STRIP	4.00	19.87	19.87	\$79.48	N
H84026	HOOK	4.00	0.40	0.40	\$1.60	N
<b>Labor: \$856.21</b>		<b>Parts: \$89.07</b>	<b>OL&amp;M: \$0.00</b>	<b>Misc: \$0.00</b>	<b>Sub-Total: \$945.28</b>	

### /S670G1138969 Retail

#### COMPLAINT:

CONTINUED ON NEXT PAGE->





## Landmark Implement Inc.

910 West Highway 36  
 Smith Center, KS 66967  
 Phone: 785-282-6601  
 Fax: 785-282-6958  
 www.landmarkimp.com  
 Smithcenter@landmarkimp.com



**JOHN DEERE**

Invoice To Account No:

Deliver To:

## SERVICE INVOICE

Bus Phone: Prv Phone:			<b>Invoice Number:</b>		<b>10449674</b>
			Invoice Date:		4/17/2018
			Location:		03
			Work Order Number:		258147
			Payment Type:		Finance
			Page:		2 of 6

Make/Model:	Meter:	Serial Number:	Eq ID:	Fleet No:
JOHN DEERE S670	968	1H0S670STF0776360	PF776360	

### /S670G1138969 Retail

03 REPLACE ELECTRICAL CONNECTOR END ON SINGLE POINT

#### CORRECTION:

replaced connector on single point. also replaced several pins on wires.

Part Number	Description	Quantity	List Price	Net Price	Extended Price	Taxed Ind
24M7226	WASHER	3.00	1.85	1.85	\$5.55	Y
57M11370	Elec. Connector Housing	1.00	361.30	361.30	\$361.30	N
57M7542	ELEC. CONNec	7.00	1.46	1.46	\$10.22	N
57M7546	Elec. Connector Terminal	11.00	0.94	0.94	\$10.34	N
<b>Labor: \$239.50</b>		<b>Parts: \$387.41</b>	<b>OL&amp;M: \$0.00</b>	<b>Misc: \$0.00</b>	<b>Sub-Total: \$626.91</b>	

### /S670G1138808 Retail

#### COMPLAINT:

04\* FEED ACCELERATOR WEAR STRIPS, R&R

#### CORRECTION:

\*\*DO NOT DO PER CUSTOMER\*\*

<b>Labor: \$0.00</b>	<b>Parts: \$0.00</b>	<b>OL&amp;M: \$0.00</b>	<b>Misc: \$0.00</b>	<b>Sub-Total: \$0.00</b>
----------------------	----------------------	-------------------------	---------------------	--------------------------

### /S670G1138942 Retail

#### COMPLAINT:

05 REPLACE CHOPPER FLOOR BOLTS

#### CORRECTION:

replaced bolts on chopper floor

Part Number	Description	Quantity	List Price	Net Price	Extended Price	Taxed Ind
03M7184	BOLT	6.00	0.61	0.61	\$3.66	N
<b>Labor: \$155.68</b>	<b>Parts: \$3.66</b>	<b>OL&amp;M: \$0.00</b>	<b>Misc: \$0.00</b>	<b>Sub-Total: \$159.34</b>		

CONTINUED ON NEXT PAGE->



## Landmark Implement Inc.

910 West Highway 36  
 Smith Center, KS 66967  
 Phone: 785-282-6601  
 Fax: 785-282-6958  
 www.landmarkimp.com  
 Smithcenter@landmarkimp.com



**JOHN DEERE**

Invoice To Account No:

Deliver To:

## SERVICE INVOICE

Bus Phone: Prv Phone:			Invoice Number:	10449674
			Invoice Date:	4/17/2018
			Location:	03
			Work Order Number:	258147
			Payment Type:	Finance
			Page:	3 of 6

Make/Model:	Meter:	Serial Number:	Eq ID:	Fleet No:
JOHN DEERE S670	968	1H0S670STF0776360	PF776360	

### /S670G1138952 Retail

#### COMPLAINT:

06 ADJUST GULL WING DOOR LATCH

#### CORRECTION:

adjust flag pole on engine access door.

<b>Labor: \$59.88</b>	<b>Parts: \$0.00</b>	<b>OL&amp;M: \$0.00</b>	<b>Misc: \$0.00</b>	<b>Sub-Total: \$59.88</b>
-----------------------	----------------------	-------------------------	---------------------	---------------------------

### /S670G1138739 Retail

#### COMPLAINT:

07 GREASE ROTOR DRIVE SHEAVE  
 GREASE CHOPPER JACKSHAFT  
 GREASE ENGINE FAN DRIVE

#### CORRECTION:

greases rotor drive and chopper jackshaft. greased engine fan and greased the whole combine.

Part Number	Description	Quantity	List Price	Net Price	Extended Price	Taxed Ind
TY24416	GREASE	2.00	3.16	3.16	\$6.32	N
<b>Labor: \$419.13</b>		<b>Parts: \$6.32</b>	<b>OL&amp;M: \$0.00</b>	<b>Misc: \$0.00</b>	<b>Sub-Total: \$425.45</b>	

### /S670G1138984 Retail

#### COMPLAINT:

08 REPAIR RH POWER FOLD GRAIN TANK DOOR

#### CORRECTION:

\*\*DO NOT REPLACE GRAIN TANK FOLD DOOR PER CUSTOMER\*\*

went to maxwells welding and got iron to make repair on door. Used drill press to drill holes in strap iron. drilled holes in door and had Jesse help me install straps on door. painted straps and tested operation.

Part Number	Description	Quantity	List Price	Net Price	Extended Price	Taxed Ind
14M7396	LOCK NUT	10.00	0.86	0.86	\$8.60	N
19M7898	SCREW	10.00	4.86	4.86	\$48.60	Y
TY22032	LUBRICANT	1.00	10.30	10.30	\$10.30	Y

CONTINUED ON NEXT PAGE->





## Landmark Implement Inc.

910 West Highway 36  
 Smith Center, KS 66967  
 Phone: 785-282-6601  
 Fax: 785-282-6958  
 www.landmarkimp.com  
 Smithcenter@landmarkimp.com



**JOHN DEERE**

Invoice To Account No:

Deliver To:

## SERVICE INVOICE

Bus Phone:  Prv Phone:			<b>Invoice Number:</b>		<b>10449674</b>
			Invoice Date:		4/17/2018
			Location:		03
			Work Order Number:		258147
			Payment Type:		Finance
			Page:		4 of 6

Make/Model:	Meter:	Serial Number:	Eq ID:	Fleet No:
JOHN DEERE S670	968	1H0S670STF0776360	PF776360	

<b>/S670G1138984 Retail</b>								
TY25624	GREEN SPRAY	1.00	10.17	10.17	\$10.17	N		

**Labor: \$479.00      Parts: \$77.67      OL&M: \$0.00      Misc: \$0.00      Sub-Total: \$556.67**

### /S670SERVICE Retail

#### COMPLAINT:

09\* SERVICE

CHANGE ENGINE OIL AND FILTER

CHANGE FUEL FILTERS

CHANGE HYDRAULIC AND MAIN ENGINE GEAR CASE FILTERS

CHANGE PRIMARY COUNTER SHAFT GEAR CASE OIL

CHANGE REVERSE OIL

CHANGE ALL AIR FILTER

#### CORRECTION:

\*\*DO NOT DO PARTS ONLY PER CUSTOMER\*\*

Part Number	Description	Quantity	List Price	Net Price	Extended Price	Taxed Ind
AH128449	HYDRAULIC	2.00	52.35	52.35	\$104.70	N
AN207368	HYDRAULIC	1.00	77.65	77.65	\$77.65	N
AT129775	Oil Filter	1.00	77.45	77.45	\$77.45	N
AXE42065	FILTER ELE	1.00	45.45	45.45	\$45.45	N
AXE42066	FILTER ELE	1.00	85.78	85.78	\$85.78	N
HXE11090	Filter	1.00	198.66	198.66	\$198.66	N
HXE11091	Filter Element	1.00	135.16	135.16	\$135.16	N
L214634	FILTER	1.00	15.82	15.82	\$15.82	N
N309233	O-RING	1.00	6.76	6.76	\$6.76	N
R101042	O-RING	1.00	3.39	3.39	\$3.39	N
RE284091	AIR FILTER	1.00	57.90	57.90	\$57.90	N
RE509672	FILTER ELEME	1.00	18.71	18.71	\$18.71	N
RE533910	FUEL FILTER	1.00	115.83	115.83	\$115.83	N
RE539465	FILTER ELE	1.00	93.36	93.36	\$93.36	N
RE554498	FILTER	1.00	100.81	100.81	\$100.81	N

CONTINUED ON NEXT PAGE->



## Landmark Implement Inc.

910 West Highway 36  
 Smith Center, KS 66967  
 Phone: 785-282-6601  
 Fax: 785-282-6958  
 www.landmarkimp.com  
 Smithcenter@landmarkimp.com



**JOHN DEERE**

Invoice To Account No:

Deliver To:

## SERVICE INVOICE

Bus Phone: Prv Phone:			Invoice Number:	10449674
			Invoice Date:	4/17/2018
			Location:	03
			Work Order Number:	258147
			Payment Type:	Finance
			Page:	5 of 6

Make/Model:	Meter:	Serial Number:	Eq ID:	Fleet No:
JOHN DEERE S670	968	1H0S670STF0776360	PF776360	

### /S670SERVICE Retail

TY26372	OIL	2.00	22.59	22.59	\$45.18	N
TY26408	OIL	4.00	20.01	20.01	\$80.04	N

**Labor: \$0.00      Parts: \$1,262.65      OL&M: \$0.00      Misc: \$0.00      Sub-Total: \$1,262.65**

### /HSOFT Retail

#### COMPLAINT:

10\* COMBINE SOFTWARE EVALUATION AND UPDATE

#### CORRECTION:

Justin- I hooked up to the tractor with an EDL and then downloaded the software on my computer and then downloaded it on to the combine.

**Labor: \$100.01      Parts: \$0.00      OL&M: \$0.00      Misc: (\$0.01)      Sub-Total: \$100.00**

### /S670F1028265 Retail

#### COMPLAINT:

11 REPLACE MISSING HARDWARE ON HYDRO DRIVE HOSE CLAMPS

#### CORRECTION:

installed missing hardware on hose clamps

Part Number	Description	Quantity	List Price	Net Price	Extended Price	Taxed Ind
14M7298	FLANGE NUT	2.00	0.76	0.76	\$1.52	N
19M8039	SCREW	2.00	2.68	2.68	\$5.36	N
24M7298	WASHER	2.00	0.66	0.66	\$1.32	N

**Labor: \$59.88      Parts: \$8.20      OL&M: \$0.00      Misc: \$0.00      Sub-Total: \$68.08**

### /S670G1138826 Retail

#### COMPLAINT:

12 CONCAVE, R&R - INCLUDES LEVELING SET FOR WHEAT

#### CORRECTION:

CONTINUED ON NEXT PAGE->



## Landmark Implement Inc.

910 West Highway 36  
Smith Center, KS 66967  
Phone: 785-282-6601  
Fax: 785-282-6958  
www.landmarkimp.com  
Smithcenter@landmarkimp.com



Invoice To Account No:

Deliver To:

## SERVICE INVOICE

Bus Phone: Prv Phone:	<b>Invoice Number:</b>	<b>10449674</b>
	<b>Invoice Date:</b>	4/17/2018
	<b>Location:</b>	03
	<b>Work Order Number:</b>	258147
	<b>Payment Type:</b>	Finance
		<b>Page:</b> 6 of 6

Make/Model:	Meter:	Serial Number:	Eq ID:	Fleet No:
JOHN DEERE S670	968	1H0S670STF0776360	PF776360	

### /S670G1138826 Retail

removed round bar concaves and installed small wire concaves. leveled concaves and set combine for wheat.

Labor: \$419.13	Parts: \$0.00	OL&M: \$0.00	Misc: \$0.00	Sub-Total: \$419.13
-----------------	---------------	--------------	--------------	---------------------

### Finance Information

<b>Customer PO No:</b>		<b>Merchant No:</b>		<b>Labor:</b>	\$3,488.41	
<b>Tax Exempt No:</b>	ON FILE KS	<b>Card No:</b>		<b>Parts:</b>	\$1,889.23	
<b>Advisor:</b>	SCOTT KUHN	<b>Bill Code:</b>	784 -	<b>OL&amp;M:</b>	\$0.00	
			<b>Credit Plan:</b>	11395 -	<b>Misc:</b>	\$0.00
					<b>Sales Tax:</b>	\$5.48
					<b>Grand Total:</b>	\$5,383.12

\*\*\* DOCUMENT COPY \*\*\*



**\*\*LANDMARK EXCLUSIVE WARRANTY OFFER!\*\*** We're now offering a 1 year warranty on labor for all non-maintenance items only when work is completed by one of our factory trained John Deere technicians. For parts only purchase over the counter we have a 6 month warranty on John Deere parts.

### TERMS AND CONDITIONS

This purchase(s) is subject to the terms of the Multi-Use Account, a service of John Deere Financial, f.s.b. I grant the issuer a purchase money security interest, except as limited in that agreement, in the goods described.

Received by: ..... Date: .....



## Landmark Implement Inc.

910 West Highway 36  
Smith Center, KS 66967  
Phone: 785-282-6601  
Fax: 785-282-6958  
www.landmarkimp.com  
Smithcenter@landmarkimp.com



JOHN DEERE

Invoice To Account No:

Deliver To:

## SERVICE INVOICE

WARRANTY		<b>Invoice Number:</b> 10471354
		Invoice Date: 5/11/2018
		Location: 03
		Work Order Number: 258350
		Payment Type: Account
Bus Phone:		
Prv Phone:		Page: 1 of 6

Make/Model:	Meter:	Serial Number:	Eq ID:	Fleet No:
JOHN DEERE S670		1H0S670STF0776360	PF776360	

### /9760STSF1112888 Warranty

#### COMPLAINT:

01\* REPLACE SHOE AUGER BULK HEAD  
noise from front of combine

#### CORRECTION:

Removed shoe augers and shoe auger pan. cut hole in LH side of combine to let bulk head drop down. removed bulk head and replaced bulk head and seal. installed shoe auger pan and shoe augers. installed cross shaft and set shoe auger bevel gear backlash.

Part Number	Description	Quantity	List Price	Net Price	Extended Price	Taxed Ind
14M7298	FLANGE NUT	16.00	0.76	0.76	\$12.16	N
19M7866	SCREW	16.00	0.87	0.87	\$13.92	N
AH80335	WEATHERSTR	8.00	5.42	5.42	\$43.36	N
AXE48816	CHANNEL	1.00	386.40	386.40	\$386.40	N
Labor: \$1,544.78		Parts: \$455.84	OL&M: \$0.00	Misc: \$0.00	Sub-Total: \$2,000.62	

### /S670G000013 Warranty

#### COMPLAINT:

02\* REPLACE COUPLER ON MULTI-COUPLER - PRICING PER COUPLER

oil leak on single point

#### CORRECTION:

replaced one fore and aft coupler on combine side of single point.

Part Number	Description	Quantity	List Price	Net Price	Extended Price	Taxed Ind
AXE21789	VALVE	1.00	146.01	146.01	\$146.01	N
Labor: \$47.90		Parts: \$146.01	OL&M: \$0.00	Misc: \$0.00	Sub-Total: \$193.91	

### /S670G1138946 Warranty

#### COMPLAINT:

03 STEERING PUMP SUPPLY HOSE LEAKING  
oil leak on LH side of combine

#### CORRECTION:

CONTINUED ON NEXT PAGE->



## Landmark Implement Inc.

910 West Highway 36  
Smith Center, KS 66967  
Phone: 785-282-6601  
Fax: 785-282-6958  
www.landmarkimp.com  
Smithcenter@landmarkimp.com



JOHN DEERE

Invoice To Account No: 1004

Deliver To:

## SERVICE INVOICE

WARRANTY		Invoice Number:	10471354
		Invoice Date:	5/11/2018
		Location:	03
		Work Order Number:	258350
		Payment Type:	Account
Bus Phone:		Page:	2 of 6
Prv Phone:			

Make/Model:	Meter:	Serial Number:	Eq ID:	Fleet No:
JOHN DEERE S670		1H0S670STF0776360	PF776360	

### /S670G1138946 Warranty

drained oil out of main engine gear case. replaced hose on steering pump supply and prodrive pump supply hoses. filled gear case with oil and tested operation

Part Number	Description	Quantity	List Price	Net Price	Extended Price	Taxed Ind
AXE24936	Hydraulic Hose	1.00	150.11	150.11	\$150.11	N
AXE27393	Hydraulic Hose	1.00	211.91	211.91	\$211.91	N
T76938	O-RING	1.00	2.00	2.00	\$2.00	N
T78612	O-RING	3.00	2.24	2.24	\$6.72	N
TY26101	BRAKE/CLUTCH	2.00	4.97	4.97	\$9.94	N
Labor: \$329.31		Parts: \$380.68	OL&M: \$0.00	Misc: \$0.00	Sub-Total: \$709.99	

### /S670G1138959 Warranty

#### COMPLAINT:

04 LEAK ON POWER CAST TAIL BOARD CONTROL VALVE

oil leak on LH side of combine

#### CORRECTION:

removed power cast tail board control valve. replaced o ring on plug. reinstalled valve and tested operation.

Part Number	Description	Quantity	List Price	Net Price	Extended Price	Taxed Ind
51M7045	O-RING	4.00	2.12	2.12	\$8.48	N
51M7047	O-RING	2.00	3.04	3.04	\$6.08	N
T77613	O-RING	3.00	1.38	1.38	\$4.14	N
T77857	O-RING	1.00	1.42	1.42	\$1.42	N
T77932	O-RING	3.00	1.62	1.62	\$4.86	N
Labor: \$143.70		Parts: \$24.98	OL&M: \$0.00	Misc: \$0.00	Sub-Total: \$168.68	

### /S670G1138884 Warranty

#### COMPLAINT:

05 REPAIR FOR OIL LEAK ON FEEDER HOUSE PUMP MOUNTING O-RING

#### CORRECTION:

CONTINUED ON NEXT PAGE->



# Landmark Implement Inc.

910 West Highway 36  
 Smith Center, KS 66967  
 Phone: 785-282-6601  
 Fax: 785-282-6958  
 www.landmarkimp.com  
 Smithcenter@landmarkimp.com



JOHN DEERE

Invoice To Account No:

Deliver To:

## SERVICE INVOICE

<b>WARRANTY</b>   Bus Phone: Prv Phone:		<b>Invoice Number: 10471354</b> Invoice Date: 5/11/2018 Location: 03 Work Order Number: 258350 Payment Type: Account  Page: 3 of 6
---	--	--

Make/Model:	Meter:	Serial Number:	Eq ID:	Fleet No:
JOHN DEERE S670		1H0S670STF0776360	PF776360	

### /S670G1138884 Warranty

Removed pump stack and found no o ring on pump. installed new o ring and reinstalled pumps and tested operation.

Part Number	Description	Quantity	List Price	Net Price	Extended Price	Taxed Ind
E65288	O-RING	1.00	1.86	1.86	\$1.86	N
<b>Labor: \$275.42</b>		<b>Parts: \$1.86</b>	<b>OL&amp;M: \$0.00</b>	<b>Misc: \$0.00</b>	<b>Sub-Total: \$277.28</b>	

### /S670G1138964 Warranty

COMPLAINT:

06 GREASE LEAKING FROM CHOPPER TWO SPEED GEAR CASE

CORRECTION:

3-29

Removed lower chopper belts removed two speed chopper gear case  
dissembled gear case and removed all bearing sand seals. Cleaned gear case.

3-30

Installed new bearings and o rings. filled with grease and installed on combine and tested operation

Part Number	Description	Quantity	List Price	Net Price	Extended Price	Taxed Ind
40M7186	Snap Ring	1.00	6.71	6.71	\$6.71	N
51M7039	O-RING	1.00	1.13	1.13	\$1.13	N
AN102562	LUBRICANT	1.00	3.85	3.85	\$3.85	N
AXE11090	Ball Bearing	2.00	44.96	44.96	\$89.92	N
AXE11091	Ball Bearing	1.00	50.25	50.25	\$50.25	N
AXE11092	BALL BEARI	1.00	59.14	59.14	\$59.14	N
CE19970	O-Ring	1.00	2.80	2.80	\$2.80	N
CE32923	COMPRESSIO	1.00	3.03	3.03	\$3.03	N
E65288	O-RING	1.00	1.86	1.86	\$1.86	N
H64810	O-RING	1.00	3.82	3.82	\$3.82	N
R11120	O-RING	1.00	3.98	3.98	\$3.98	N
T74694	O-Ring	1.00	4.45	4.45	\$4.45	N
<b>Labor: \$449.06</b>		<b>Parts: \$230.94</b>	<b>OL&amp;M: \$0.00</b>	<b>Misc: \$0.00</b>	<b>Sub-Total: \$680.00</b>	

CONTINUED ON NEXT PAGE->





## Landmark Implement Inc.

910 West Highway 36  
Smith Center, KS 66967  
Phone: 785-282-6601  
Fax: 785-282-6958  
www.landmarkimp.com  
Smithcenter@landmarkimp.com



JOHN DEERE

Invoice To Account No:

Deliver To:

## SERVICE INVOICE

WARRANTY		Invoice Number:	10471354
		Invoice Date:	5/11/2018
		Location:	03
		Work Order Number:	258350
		Payment Type:	Account
Bus Phone:		Page:	4 of 6
Prv Phone:			

Make/Model:	Meter:	Serial Number:	Eq ID:	Fleet No:
JOHN DEERE S670		1H0S670STF0776360	PF776360	

### /S670G1041323 Warranty

#### COMPLAINT:

07 REPLACE FRONT SHOE AUGER SHAFT

noise from front of combine

#### CORRECTION:

removed shoe auger cross shaft and installed new shaft with new bearings and hardware.

Part Number	Description	Quantity	List Price	Net Price	Extended Price	Taxed Ind
14M7298	FLANGE NUT	9.00	0.76	0.76	\$6.84	N
19M7866	SCREW	9.00	0.87	0.87	\$7.83	N
26M4226	SHAFT KEY	1.00	2.27	2.27	\$2.27	N
AA5607R	SEAL	1.00	4.20	4.20	\$4.20	N
AH129451	BALL BEARI	1.00	38.11	38.11	\$38.11	N
AH129452	ECCENTRIC	1.00	9.43	9.43	\$9.43	N
AXE13435	LOCKING CO	1.00	22.55	22.55	\$22.55	N
E10018	PRESSED FL	2.00	4.40	4.40	\$8.80	N
H103264	PRESSED FLAN	5.00	2.11	2.11	\$10.55	N
H171186	SHAFT	1.00	272.93	272.93	\$272.93	N
HXE35167	Pressed Flanged Housing	1.00	7.81	7.81	\$7.81	N
JD8554	ECCENTRIC	2.00	6.77	6.77	\$13.54	N
JD8665	BALL BEARING	3.00	9.37	9.37	\$28.11	N
M48583	SHAFT KEY	4.00	6.35	6.35	\$25.40	N
Labor: \$592.76		Parts: \$458.37	OL&M: \$0.00	Misc: \$0.00	Sub-Total: \$1,051.13	

### /S670G1138914 Warranty

#### COMPLAINT:

08 diagnose noise from LH final drive

#### CORRECTION:

replaced Lh inner shaft and both couplers.

CONTINUED ON NEXT PAGE->



## Landmark Implement Inc.

910 West Highway 36  
Smith Center, KS 66967  
Phone: 785-282-6601  
Fax: 785-282-6958  
www.landmarkimp.com  
Smithcenter@landmarkimp.com



**JOHN DEERE**

Invoice To Account No:

Deliver To:

## SERVICE INVOICE

WARRANTY		<b>Invoice Number:</b>	<b>10471354</b>
		Invoice Date:	5/11/2018
Bus Phone:		Location:	03
		Work Order Number:	258350
Prv Phone:		Payment Type:	Account
		Page:	5 of 6

Make/Model:	Meter:	Serial Number:	Eq ID:	Fleet No:
JOHN DEERE S670		1H0S670STF0776360	PF776360	

### /S670G1138914 Warranty

<u>Part Number</u>	<u>Description</u>	<u>Quantity</u>	<u>List Price</u>	<u>Net Price</u>	<u>Extended Price</u>	<u>Taxed Ind</u>
H218836	Shaft	1.00	426.64	426.64	\$426.64	N
HXE63494	Splined Coupling	2.00	76.60	76.60	\$153.20	N
<b>Labor: \$167.65</b>		<b>Parts: \$579.84</b>	<b>OL&amp;M: \$0.00</b>	<b>Misc: \$0.00</b>	<b>Sub-Total: \$747.49</b>	

### /S670G1138980 Warranty

#### COMPLAINT:

09 engine compartment hand rail is loose

#### CORRECTION:

replaced handrail.

<u>Part Number</u>	<u>Description</u>	<u>Quantity</u>	<u>List Price</u>	<u>Net Price</u>	<u>Extended Price</u>	<u>Taxed Ind</u>
AXE39776	HANDRAIL	1.00	267.94	267.94	\$267.94	N







# Landmark Implement Inc.

910 West Highway 36  
Smith Center, KS 66967  
Phone: 785-282-6601  
Fax: 785-282-6958  
www.landmarkimp.com  
Smithcenter@landmarkimp.com



Invoice To Account No:

Deliver To:

## SERVICE INVOICE

WARRANTY     Bus Phone: Prv Phone:		<b>Invoice Number:</b>	<b>10471354</b>
		Invoice Date:	5/11/2018
		Location:	03
		Work Order Number:	258350
		Payment Type:	Account
		Page:	6 of 6

Make/Model:	Meter:	Serial Number:	Eq ID:	Fleet No:
JOHN DEERE S670		1H0S670STF0776360	PF776360	

/S670G1138980 Warranty						
R44302	TIE BAND	6.00	0.09	0.09	\$0.54	N
Labor: \$95.80		Parts: \$268.48	OL&M: \$0.00	Misc: \$0.00	Sub-Total: \$364.28	

Customer PO No:	
Tax Exempt No:	ON FILE
Advisor:	SCOTT KUHN

Labor:	\$3,646.38
Parts:	\$2,547.00
OL&M:	\$0.00
Misc:	\$0.00
Sales Tax:	\$0.00
Grand Total:	\$6,193.38

\*\*\* DOCUMENT COPY \*\*\*



**\*\*LANDMARK EXCLUSIVE WARRANTY OFFER!\*\*** We're now offering a 1 year warranty on labor for all non-maintenance items only when work is completed by one of our factory trained John Deere technicians. For parts only purchase over the counter we have a 6 month warranty on John Deere parts.

### TERMS AND CONDITIONS

Approved charges are due by the 10th of the month following purchase, I agree to pay a monthly periodic FINANCE CHARGE at the rate of 1.33% which is an ANNUAL PERCENTAGE CHARGE OF 16% on the unpaid balance. The purchaser agrees to pay reasonable attorney fees if collection efforts are required.

Received by: ..... Date: .....



## Landmark Implement Inc.

111 Chestnut  
Arapahoe, NE 68922  
Phone: 308-962-7448  
Fax: 308-962-5424  
www.landmarkimp.com  
Arapahoe@landmarkimp.com



**JOHN DEERE**

Invoice To Account No:

Deliver To:

## SERVICE INVOICE

Internal Used Stock No. 170094	Internal Used Stock No. 170094	<b>Invoice Number:</b> 10566966
		Invoice Date: 10/12/2018
		Location: 07
		Work Order Number: 277598
		Payment Type: Account
Bus Phone:	Bus Phone:	Page: 1 of 4
Prv Phone:	Prv Phone:	

Make/Model:	Meter:	Serial Number:	Eq ID:	Fleet No:
JOHN DEERE JD S670 COMBINE	1116	1H0S670STF0776360	PF776360	

### /HCWASH2 Internal

#### COMPLAINT:

01 LEVEL 2 COMBINE WASH, WASH EXTERIOR AND UNDER SHIELDS

#### CORRECTION:

Labor: \$400.00	Parts: \$0.00	OL&M: \$0.00	Misc: \$0.00	Sub-Total: \$400.00
-----------------	---------------	--------------	--------------	---------------------

### /S670G1138826 Internal

#### COMPLAINT:

02 CONCAVE, R&R - INCLUDES LEVELING

#### CORRECTION:

LOWERED, LOOSENEED AND REMOVED SMALL WIRE CONCAVES FROM COMBINE. INSTALLED AND CHECKED LEVEL OF ROUND BAR CONCAVES. CLEARANCES WERE SERVICEABLE. SET COMBINE FOR DRY CORN, BOTH OUTSIDE SETTINGS AND THROUGH DISPLAY. CHECKED COMBINE OPERATION, GOOD.

INSPECTED COMBINE. ADJUSTED FEEDER HOUSE CONVEYOR CHAIN AND DRIVE CHAIN TENSION. ADJUSTED CLEAN GRAIN ELEVATOR, DISCHARGE BEATER, AND ROTARY JACKSHAFT BELTS. ADJUSTED TENSION ON CLEAN GRAIN AND TAILINGS ELEVATORS. CHECKED OPERATION AGAIN, GOOD.

Labor: \$598.75	Parts: \$0.00	OL&M: \$0.00	Misc: \$0.00	Sub-Total: \$598.75
-----------------	---------------	--------------	--------------	---------------------

### /S670G000012 Internal

#### COMPLAINT:

03 LANDMARK COURTESY PRE-WORK CHECKLIST  
MAKE SURE WE FILL OUT CHECK LIST. CHECK CHAFFER FRAME

#### CORRECTION:

CONTINUED ON NEXT PAGE->



# Landmark Implement Inc.

111 Chestnut  
Arapahoe, NE 68922  
Phone: 308-962-7448  
Fax: 308-962-5424  
www.landmarkimp.com  
Arapahoe@landmarkimp.com



Invoice To Account No:

Deliver To:

## SERVICE INVOICE

Internal Used Stock No. 170094	Internal Used Stock No. 170094	<b>Invoice Number:</b> 10566966
		Invoice Date: 10/12/2018
		Location: 07
		Work Order Number: 277598
		Payment Type: Account
Bus Phone:	Bus Phone:	Page: 2 of 4
Prv Phone:	Prv Phone:	

Make/Model:	Meter:	Serial Number:	Eq ID:	Fleet No:
JOHN DEERE JD S670 COMBINE	1116	1H0S670STF0776360	PF776360	

### /S670G000012 Internal

#### REPAIR Y/N--- SAFETY EQUIPMENT

- \_\_\_ PTO Shields
- \_\_\_ Steps and Handrails
- \_\_\_ Warning Lights
- \_\_\_ SMV Emblem

#### LEAKS

- \_\_\_ Engine oil
- \_\_\_ Coolant
- \_\_\_ Fuel
- \_\_\_ Hydraulic oil

#### OPERATOR STATION

- \_\_\_ A/C & Heater Operation
- \_\_\_ Light system, Field and Road
- \_\_\_ Radio Operation
- \_\_\_ Operation of All Controls in the Cab
- \_\_\_ Seat Operation and Adjustments

#### FLUID LEVELS

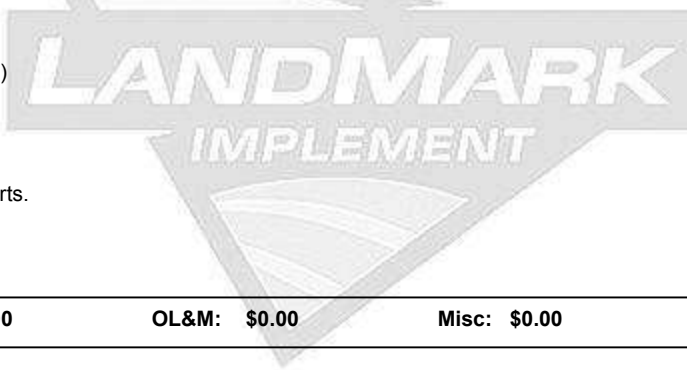
- \_\_\_ Engine Oil
- \_\_\_ Engine Coolant
- \_\_\_ Hydraulic Oil

#### DTC's, SERVICE INTERVALS (CODES)

- \_\_\_ Recall & Record DTC's
- \_\_\_ Check Service Intervals

#### PHYSICAL DAMAGE

- \_\_\_ Damaged Glass/Mirrors
- \_\_\_ Cracks in Plastic/Fiberglass Parts.
- \_\_\_ Paint/Finish Damage
- \_\_\_ Cab Interior Damage



Labor: \$20.36      Parts: \$0.00      OL&M: \$0.00      Misc: \$0.00      Sub-Total: \$20.36

### /S670SERVICE Internal

#### COMPLAINT:

04 SERVICE COMBINE FILTERS AND FLUIDS

#### CORRECTION:



## Landmark Implement Inc.

111 Chestnut  
Arapahoe, NE 68922  
Phone: 308-962-7448  
Fax: 308-962-5424  
www.landmarkimp.com  
Arapahoe@landmarkimp.com



JOHN DEERE

Invoice To Account No:

Deliver To:

## SERVICE INVOICE

Internal Used Stock No. 170094	Internal Used Stock No. 170094	<b>Invoice Number:</b> 10566966
		Invoice Date: 10/12/2018
		Location: 07
		Work Order Number: 277598
		Payment Type: Account
Bus Phone:	Bus Phone:	Page: 3 of 4
Prv Phone:	Prv Phone:	

Make/Model:	Meter:	Serial Number:	Eq ID:	Fleet No:
JOHN DEERE JD S670 COMBINE	1116	1H0S670STF0776360	PF776360	

### /S670SERVICE Internal

REPLACED ALL FILTERS.  
DRAINED;  
ENGINE OIL.  
REVERSER GEARCASE.  
PRIMARY COUNTERSHAFT GEARCASE.  
REFILLED TO SPECIFICATIONS.  
CHECKED THE COMBINE FOR;  
JOHN DEERE RECOMMENDED TIRE PRESSURES.  
ALL FLUID LEVELS ARE AT SPECIFIED LEVELS.  
REMOVED AND CLEANED CAB AIR PRE-CLEANER.  
GREASED ALL LUBE POINTS ON THE COMBINE.  
REPAIRS/ADJUSTMENTS NOT COVERED ON THIS SEGMENT.

T734  
T750

Part Number	Description	Quantity	List Price	Net Price	Extended Price	Taxed Ind
AXE42066	Filter Element	1.00	89.85	89.85	\$89.85	N
HXE11090	Filter Element	1.00	165.93	165.93	\$165.93	N
L214634	Recirculating Filter	1.00	18.58	18.58	\$18.58	N
RE284091	Cab Air Filter	1.00	59.18	59.18	\$59.18	N
RE509672	Oil Filter Element	1.00	19.24	19.24	\$19.24	N
RE533910	Fuel Filter	1.00	117.17	117.17	\$117.17	N
RE539465	Filter Element	1.00	95.41	95.41	\$95.41	N

CONTINUED ON NEXT PAGE->



## Landmark Implement Inc.

111 Chestnut  
Arapahoe, NE 68922  
Phone: 308-962-7448  
Fax: 308-962-5424  
www.landmarkimp.com  
Arapahoe@landmarkimp.com



Invoice To Account No:

Deliver To:

## SERVICE INVOICE

Internal Used Stock No. 170094	Internal Used Stock No. 170094	<b>Invoice Number:</b> 10566966
		Invoice Date: 10/12/2018
		Location: 07
		Work Order Number: 277598
		Payment Type: Account
Bus Phone:	Bus Phone:	Page: 4 of 4
Prv Phone:	Prv Phone:	

Make/Model:	Meter:	Serial Number:	Eq ID:	Fleet No:
JOHN DEERE JD S670 COMBINE	1116	1H0S670STF0776360	PF776360	

### /S670SERVICE Internal

TY26682	Plus-50 II Oil 15W40 CJ4/SN	20.00	15.00	15.00	\$300.00	N
<b>Labor: \$598.75</b>	<b>Parts: \$865.36</b>	<b>OL&amp;M: \$0.00</b>	<b>Misc: \$0.00</b>	<b>Sub-Total: \$1,464.11</b>		

Customer PO No:  
Tax Exempt No:  
Advisor: SCOTT HAMILTON

**Labor:** \$1,617.86  
**Parts:** \$865.36  
**OL&M:** \$0.00  
**Misc:** \$0.00  
**Sales Tax:** \$0.00  
**Grand Total:** \$2,483.22

\*\*\* DOCUMENT COPY \*\*\*



**\*\*LANDMARK EXCLUSIVE WARRANTY OFFER!\*\*** We're now offering a 1 year warranty on labor for all non-maintenance items only when work is completed by one of our factory trained John Deere technicians. For parts only purchase over the counter we have a 6 month warranty on John Deere parts.

### TERMS AND CONDITIONS

Approved charges are due by the 10th of the month following purchase, I agree to pay a monthly periodic FINANCE CHARGE at the rate of 1.33% which is an ANNUAL PERCENTAGE CHARGE OF 16% on the unpaid balance. The purchaser agrees to pay reasonable attorney fees if collection efforts are required.

Received by: ..... Date: .....