

AXIAL-FLOW® 140-SERIES

5140 / 6140 / 7140

CASE IH
AGRICULTURE



MAKES YOUR HARVEST A SUCCESS.

Agriculture is a challenging business: the weather often provides no more than short time slots to get the work done, crops are dense and high yielding, and there are demanding requirements concerning product quality, to mention just a few of the basic conditions. The new Case IH Axial-Flow® 140 series combines are built to master these challenges – more efficiently than ever before. With the latest increase of engine power and a further evolution of the rotor, our engineers have made sure that Case IH Axial-Flow® combines are the appropriate answer to the agricultural challenges of today and tomorrow.





EXCELLENT PERFORMANCE – STANDARD WITH THE 140 SERIES.

The new configured rotor on all models of the 140 series allow for high performance harvesting and higher threshing capacity and for working more smoothly also in tough crop conditions. As pioneer of the single rotor technology, Case IH provides machines that stand up to the test of time; our single rotor and enhanced feeder design have been further optimised for all harvesting conditions. Increased productivity, reduced losses, shorter service time – all contribute to your harvest productivity and farm profitability.

BUILT FOR OUR CUSTOMERS.

Case IH engineers understand that, whilst getting grain in the barn is the key to maximising income, combine running costs are the farmers' highest expense, and that covering the ground/ fields quickly means nothing if it comes at the expense of excessive fuel and maintenance costs and increased grain losses. At the heart of the Axial-Flow® series are engine and rotor refinements, combined with a comfort cab with an enhanced AFS monitor to allow the operator to extract all power possible from every last drop of diesel and ensure long-lasting reliability of every component. That is proof of how Case IH is constantly seeking to reduce the impact of its equipment both on your wallet and on the environment.

| | |
|--------------------------------|----------------|
| WALKAROUND | 04 - 05 |
| HEADERS | 06 - 09 |
| THRESHING SYSTEMS | 10 - 11 |
| GRAIN HANDLING | 12 - 17 |
| STRAW MANAGEMENT | 18 |
| DRIVELINE | 19 |
| CAB | 20 - 23 |
| AFS | 24 - 27 |
| SERVICEABILITY | 28 - 29 |
| PARTS AND SERVICE | 30 |
| SPECIFICATION | 31 |


AXIAL-FLOW® 5140 / 6140 / 7140: TAKE A CLOSER LOOK.

The Axial-Flow® 5140, 6140 and 7140 combines are designed to meet the requirements of the most demanding specialists running mid-sized arable operations, from professional farms to progressive estates: with the significant reinforcement of the feeders and the increased power of the 6140 and 7140, they all deliver big performances. At their heart are the powerful FPT Tier 2 engines and the proven principle of Axial-Flow® single rotor technology and the benefits that it brings; thorough threshing leading to lower losses, but with the gentlest of grain handling.




AXIAL-FLOW® HEADERS – DESIGNED TO GATHER EVERY GRAIN

Latest generation Case IH headers, available in widths of up to 9.3m for the 140 combine series, are designed specifically for all conditions and allow for making the most of your combine's capacity. Choose from a wide range of headers including variable knife grain headers, flex headers, pick-up headers, draper headers and corn headers whatever suits your business best – and go for high performance with your reliable and easy-to-service Case IH equipment.



SUPERIOR GRAIN QUALITY FROM THE ROTARY INNOVATORS

Since its introduction over three decades ago, the Axial-Flow® has always been a true rotary combine, with a single rotor taking care of both threshing and separation. This time proven, simple yet effective design consistently delivers superior grain quality and high productivity, and is one of the most reliable and easy-to-maintain combines available.





CLEAN GRAIN SAMPLES, MINIMAL LOSSES

Axial-Flow® combines lead the industry for their large efficient cleaning area. Fed by a set of 5 augers, there is an even and consistent crop flow to the cleaning system, even when operating on undulating fields. The extra-large cleaning area delivers clean samples with minimal losses and easily copes with high yields or otherwise demanding harvesting conditions.



MORE GRAIN IN THE GRAIN TANK, YET LESS TIME FOR UNLOADING

Our 140 series Axial-Flow® combines allow for large quantities of clean, undamaged grain to be put into the grain tank quickly. And yet you will not have to unload too often, as the tank of the 6140 and 7140 Axial-Flow® holds a capacity of 10,570 litres. When it is time for unloading, it gets done fast, with a maximum unloading rate of 88 litres/sec for the 5140 and 113 litres/sec for the 6140 and 7140. And: As the length of the auger allows the grain trailer to stay at a comfortable distance from the combine, you can even save more time whilst safely unloading on the go.



A CHOICE OF CABS

There is no combine simpler or more comfortable to operate than the latest Case IH Axial-Flow®. The Multifunction Propulsion Control Lever places all key functions of the combine in the palm of your hand for full control. The commands are grouped and arranged in the most ergonomic and logical layout from front to back on the righthand console which is integrated in the armrest of the seat. This allows for easy control of all combine functions including unloading auger operations – and helps you to spend long and productive days in the fields. Choose from two cabs: the Comfort version and the Luxury version, with electrically adjustable mirrors, increased storage space, semi-active seat option and an actively cooled cool box.



KEEP A CLOSE EYE ON PERFORMANCE AND COST

Case IH Advanced Farming Systems (AFS) deliver important data for your management decisions – from crop cultivation to cost minimisation. The AFS AccuGuide GPS-controlled auto-steering option, guides the combine automatically. With high precision – down to a 3cm accuracy level that virtually eliminates overlaps, thus cutting on input cost and optimising your efficiency. With optional Case IH telematics systems, you can connect the combine's on-board recording capabilities and the farm office computer for exchange of machine, agronomic and job site information.




HEADER AND COMBINE ONE UNIT.

Axial Flow® combines and Case IH headers are the perfect match to maximise their output potential. High grain quality and smooth harvesting under every condition – that is what the Axial-Flow® is built for. Our headers are designed to perform at their best in every condition, for maximum productivity and protection of grain quality in which ever way the harvesting environment may change. Enjoy minimal losses, simple operation and excellent harvesting performance in all conditions. A smooth, fast and efficient intake means high threshing and separation rates are guaranteed.



FEEDER ENHANCEMENTS.

Coping with headers of up to 9.15m (30ft) is an easy task for the 6140 and 7140 Axial-Flow® combines when equipped with the optional 80mm lift cylinder. Benefit from a faster and higher lift capacity of up to 4,000kg.



QUICK COUPLING.

With an Axial-Flow®, even moves between fields are faster. All headers are conveniently coupled to the combine from the left hand side. A single latch connects all hydraulic services. Plug in the electrical connection, couple the PTO shaft, and in just a few minutes you are ready to start harvesting again.



PERFECT GROUND HUGGING HEADERS.

All Case IH headers feature Terrain Tracker as standard equipment. This system is designed to keep the header parallel to the ground, hugging the contours automatically. A uniform cutting height at all combine speeds is ensured as a result.

A WIDE RANGE OF HEADERS HARVEST ANY CROP.


Benefit from the wide range header offering of Case IH. Case IH headers are designed to not only match today's faster field speeds, tougher crop conditions and changing environments, but take on tomorrow's challenges as well. They are the perfect tool for ever-changing harvesting conditions, different stages of ripeness or during the day, when conditions of dampness and dryness take turns, starting in the early morning and ending in the dark of night. Whatever the stage of crop or the time of day, they help save more crop and protect quality.



3050, 2030 AND 2010 GRAIN HEADERS - THE CEREAL SOLUTION.

Case IH does everything to bring the best output of quality in different conditions. The design of the 3050, 2030 and the 2010 Grain Headers allows the farmer to operate in short and long grown grain, quick change to canola harvest and handle wheat-infested laying crops. With its robust design and ease of operation concept every farmer will love these headers, when it's coming to harvest.

- Available working width from 5.2 to 12.2m
- High speed harvest
- Automatic reel speed control
- Telescoping knife on the move to cater for loss free harvesting in long and short straw conditions
- Crop lifters available for layed crops
- Rice version available for the 2030 grain header.



3020 FLEX HEADER – THE SOYBEAN SPECIALIST.

Low-growing and low-podded crops such as soybeans present their own challenges at harvest, but with a Case IH 3020 flex header on the front of your Axial-Flow®, you will have the best tool for the task. For high-speed harvesting with minimal losses, there's nothing to match the 3020. It's the specialist for harvesting crops growing close to the soil, hugging them to gather every single pod and bean, limiting the seed losses.

- Available working width from 6.1 to 10.6m
- Flexible knife runs close to the ground contours to gather even low hanging pods
- Fully adjustable suspension system, with the option to control it from the cab
- In rigid form the header can also be used for all other grain harvesting application

3100 RIGID AND FLEX DRAPER HEADER – GENTLE HANDLING OF THE CROP.

The draper headers are gaining more popularity among farmers and contractors. Crop is conveyed gently across the draper floor and fed heads-first into the feeder.

- Available working width from 7.6 to 12.5m
- High speed harvesting in short straw crops and rape seed without losses
- Easy serviceability
- Central knife drive for balanced performance
- Optimization of feeding flow
- Best feeding quality for rice crops



4400 & 2100 CORN HEADER.

Case IH 4400 and 2100 series corn/maize headers offer excellent picking ability in both standing and down corn, increasing grain savings in all circumstances. What's more, they offer unrivalled ease of servicing to ensure they are ready for work in no time at all, and are easily adaptable to changing harvesting conditions.

- Available row units from 6 to 12, with following row spacing: 30, 36 and 38 inch / 70, 75 and 80cm
- Chopping/non-chopping capability
- Low profile divider design
- Heavy duty drives
- Easy serviceability
- Efficient control of the stalk for maximum output: 4 knives per stalk roll – excellent guidance by the gathering chain



3000 PICK UP HEADER.

Cereals, oilseed rape/canola, beans, peas, lentils, grass seed... the 3000 pick-up header range is the solution to them all. It gently lifts swaths cleanly and tidily with minimal seed losses. The swath is transported gently on the belts to the combine feeder. The pick-up belts cover the total width of pick up, guaranteeing the gathering of all material without running over adjacent swaths.

- Clean and gentle pick up of large single or multi windrows
- Accurate pick-up contour-following via gauge wheels
- Suits all types of crops and high forward speeds
- Easy maintenance and serviceability

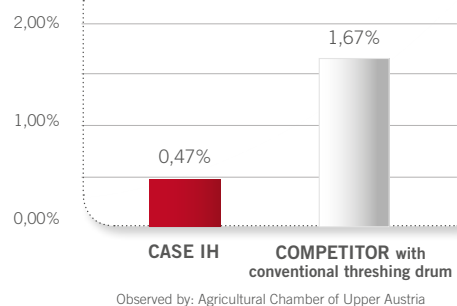


SINGLE ROTOR THRESHING.

FROM THE INVENTOR OF AXIAL-FLOW®


Single rotor threshing and separation is a Case IH specialty. We unveiled the first combine range based solely on this system more than three decades ago, and such has been its success that it remains core to our combine range today. At the heart of every Case IH 240 series combine is the latest small Tube rotor. The rotor section covering the threshing concaves is equipped with a new dedicated rasp bar arrangement for earlier threshing and separation, whereas the rotor section covering the separation area is fitted with the rasp bars, partly fitted with spikes, to catch the last grain. The advantages are a higher threshing and separation capacity, resulting in reduced losses, and to reduce the sensitivity of the rotor to changing crop conditions. The end result is a combine range built not just to meet today's farming challenges – but to take on tomorrow's too.

AVERAGE CRACKED GRAIN CONTENT



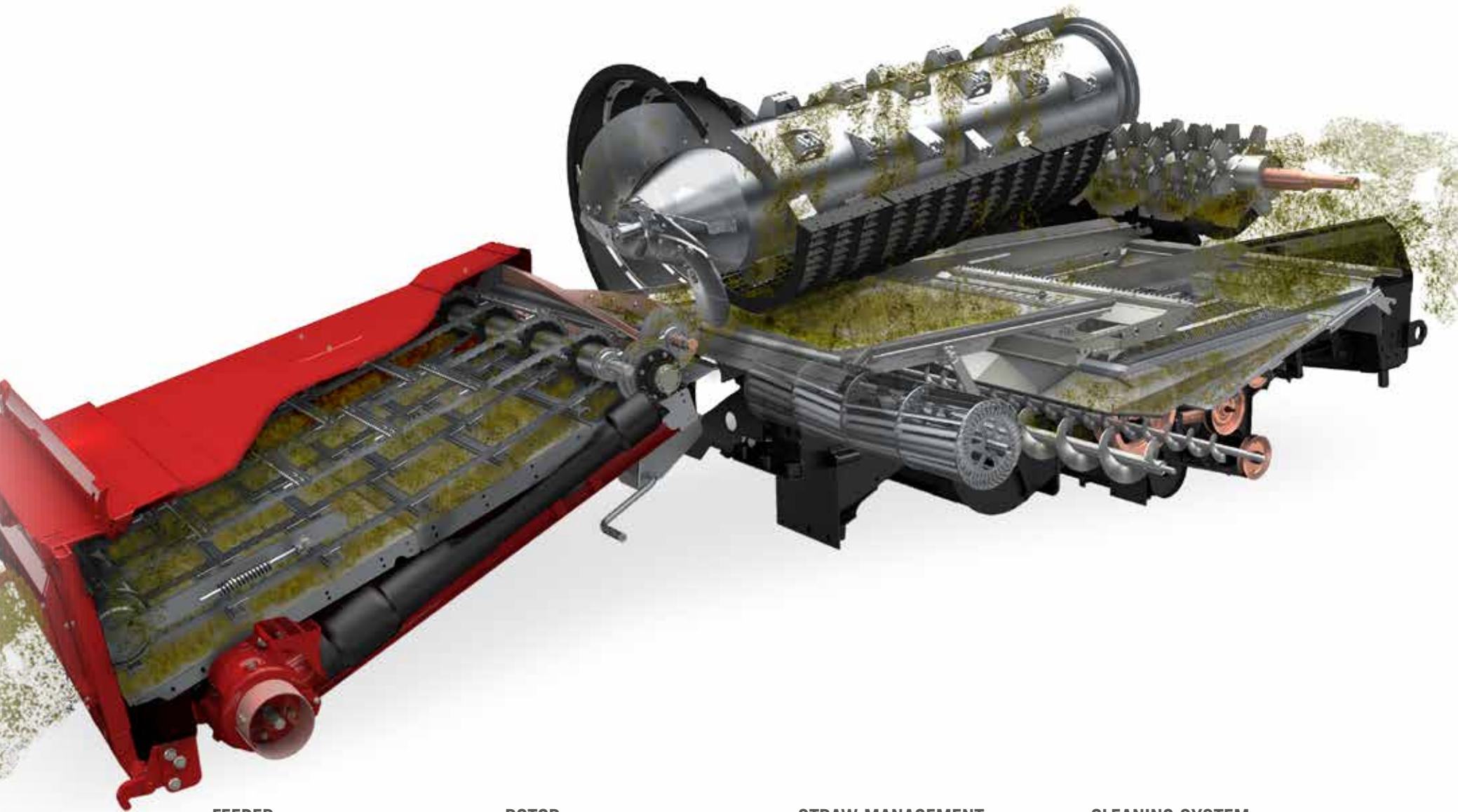
SIMPLY ADVANCED: GENTLE THRESHING MEANS MORE GRAIN, MAXIMUM QUALITY.

- Axial-Flow® rotor optimises crop flow for gentle threshing and separation, increased throughput in tough conditions
- Results in both yield and quality gains which are reflected directly on your bottom line
- Gentle transition of crop from elevator to transition cone – NO SEPERATE CROP ACCELERATOR NEEDED
- Less average cracked grain content for best in class grain quality



SIMPLY ADVANCED: AXIAL-FLOW® ROTOR TECHNOLOGY

The grain-on-grain threshing action of Axial-Flow® not only limits grain losses in the field through more effective separation, but also ensures that what goes into the grain tank is unbruised and unbroken, protecting crop quality and adding revenue to your bottom line. There's no high-impact conventional drum like that used in conventional or hybrid combines, and the transition from threshing to separation is completely seamless.



FEEDER.

- Designed to operate headers with a work width up to 14 m (45 ft)
- Higher reliability and less servicing by using shaft drive instead of belts for the header
- Large stone trap housing, easily cleaned from the left hand side
- Feed rate control available

ROTOR.

- Rotor for the harshest conditions to handle large volumes of straw and grain, in all crops and various conditions
- High quality grain is key benefit
- Small Tube rotor specifically designed for rice

STRAW MANAGEMENT.

- Straw management of a combine sets the baseline for next year's crop.
- Open the fields by chop and spread and then switch over to swath using the in-cab switch over option

CLEANING SYSTEM.

- Cross Flow Fan for cleanest grain
- Finger tip control sieve adjustment from the comfort of your seat or from the left-hand side of your combine
- Pre-sieve to adapt to all conditions






THE HIGHEST GRAIN QUALITY.

A CLEANER CROP FOR A PREMIUM PRICE

Axial-Flow® combines have always been acknowledged for thorough threshing and clean crop samples. If there are two things that a combine is rated on, it is how well it threshes, and how well it cleans. Chaff and straw have no place in a grain tank, and that is why Case IH puts a great deal of design thought into creating a combine with one of the best threshing, separation and cleaning systems on the market.



CROSS-FLOW CLEANING.

It's not just the rotor that makes the Axial-Flow® different. The Cross-Flow cleaning system which follows the separation process uses chevron-shaped fins to create a uniform vortex along its axis, generating high volumes of air throughput. Unlike conventional systems, there are no air pockets created, with distribution consistent across the underside of the sieves, and fan speed is fully adjustable to cater for finer-seeded crops. The result is higher cleaning capacity, with sieves adjustable from the seat. Each sieve is able to operate at an ideal stroke length, and the opposing motions of the sieves cancel each other out, resulting in a smoothly operating cleaning shoe. Short straw is virtually eliminated, resulting in a cleaner grain tank sample. A fully-adjustable pre-sieve means Axial-Flow® 140 series combines can adapt to all crops and all conditions.



CLEAN OUT FUNCTION.

When changing from one crop or one field to another, cleaning-out of the combine can be a time consuming task. In order to save your precious time, however, our engineers have developed a "Clean-out" Function User Defined Window that can be added to the AFS Pro 700 touch-screen monitor. A simple touch on the screen switches the cleaning system to „Clean-out“. That function is a major time saver that can be operated from your seat in the cab – particularly useful for seed growers.





MORE IN THE TANK MORE IN THE BANK.

GRAIN TANK

Axial-Flow® 140 series combines are designed to put large quantities of clean, undamaged grain in the tank – and fast. Once crops are ripe and ready, we know your priority is to get them off the field and into the shed as quickly as possible.



HIGH CAPACITY.

Every Axial-Flow® model has a grain tank that is designed to be big enough to allow the opening up of large, high-yielding fields without the inconvenience of having to stop and unload. For those harvesting specialised feed crops such as corn cob mix (CCM), there is sufficient tank capacity to also accommodate the cob spindles. Optional, in-cab grain tank extension folding function, makes for easier transport/storage, as well as fast-acting protection if the weather turns bad. The open style extensions widen the grain tank towards the top, to ensure maximum fill without spillage when working on rolling fields. The central grain tank filling auger reaches high over the top to keep filling efficiently without crop pushing back. When it is necessary to enter the grain tank for servicing, maintenance or cleaning, Case IH engineers have made the task safer and simpler. A ladder makes it easier to gain full access when necessary. No tools are required to extend or retract the standard grain tank extensions.

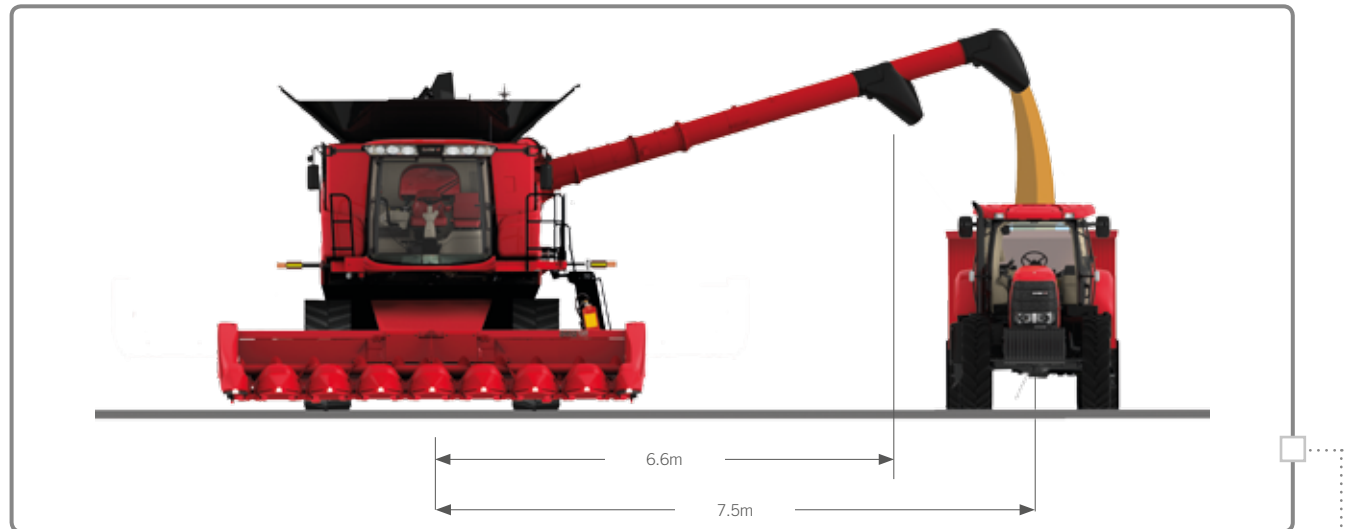
| MODELS | GRAIN TANK CAPACITY (L) |
|------------|-------------------------|
| 5130 | 8,810 |
| 6130; 7130 | 10,570 |





FROM GRAIN TANK TO TRAILER – FAST.

The high-speed unloading feature considerably reduces unloading time, a particularly welcome in high-yielding crop conditions, improving overall performance during the harvest day. Less time wasted when unloading on the headland means greater productivity, especially beneficial when the weather is against you. Case IH combines utilise the top unloading principle to load into high-sided grain trailers and chaser bins quickly and easily. The rubber spout on the end of the unloading tube keeps the crop in a dense stream, minimising the risk of spillage and meaning that it is just as easy to load into smaller trailers.



Standard unloading system at 88l/s (5140) and 113l/s (6140, 7140)



Top pivoted, inclined unloading auger allows enough space to safely unload the grain into high-walled trailers. Easy view to the unloading auger from the comfort of the cab without any obstructions.

THE START OF THE NEXT SEASON.

Whatever your crop establishment regime, a combine that has left behind nothing but evenly-distributed and finely chopped straw on well-cut stubbles is a good start for the next process, whether that is ploughing, minimum tillage or direct drilling. That is what you get with the latest Case IH straw choppers. If you choose to bale your straw, though, you will also find that there is little left behind afterwards, with Axial-Flow® combines producing neat, easy-to-bale swaths.



UNIQUE INTEGRATED CHOPPER.

In chopping mode, the unique 76 blade chopper lacerates and cuts the straw for fast decomposition before the next planting season. Fixing the counterknives into preset positions in the straw channel allows the chopping aggression to be altered according to the conditions. In windrow mode the chopper works with reduced speed to place the straw in a neat windrow for efficient baling.



SPREADING.

The residue can be spread over the full width of the header, either symmetrically behind the combine or away from the edge of the crop, yet covering the whole area. With the electrical adjustment option for straw distribution, the spreading pattern can be adjusted to account for the prevailing wind conditions, keeping the spread even across the field for fast decomposition, effective soil erosion control and trouble-free tillage.



WINDROWING.

The straw can be windrowed with or without the chaff, depending on the preference of the farm or contract customer. The windrow is shaped on the stubble by an adjustable chute.



DISTRIBUTION.

A unique Axial-Flow® plus factor is the ability to spread out unchopped straw during harvest if it is required for baling but not fully dry. This reduces drying time, with the straw simply rowed up for baling.

LESS COMPLEXITY, MORE TIME IN THE FIELD.

The drives for the whole combine are powered from a central gearbox mounted directly to the engine for maximum efficiency. Indeed, Axial-Flow® is unique in that all the principal power transmission is achieved without the use of belts, avoiding the problems associated with slip, wear, maintenance and replacement.



THREE-RANGE HYDRO TRANSMISSION.

Hydrostatic transmission offers infinite control of ground speed, through a direct coupling from the engine to the hydrostatic pump for instant drive. Three speed ranges from the transmission allow you to select the right speed for the crop and field conditions.



POWERFUL ROTOR DRIVE.

The on-the-go adjustable variable speed, belt drive for the rotor utilises a stronger belt to transmit the power for high throughput on the 6140 and 7140 combine. Its "torque sensing" ability tensions the drive automatically for high power demands



UNCOMPLICATED DRIVELINES.

Case IH is known for using very few and very practically placed drivelines, so that access remains easy to all service points.



TURNING RADIUS.

Thanks to the short combine frame and the impressive turning radius, the Case IH Axial-Flow® combines of the 140 series offer outstanding maneuverability in the field – making headland turns a quick and easy task.



THE AXIAL-FLOW® CAB.

Maximising productivity requires the best combine and an operator who can work in the ideal environment, protected from all elements that reduce his concentration and wear him out. Today's combines must work long hours, handle high-yielding crops and deliver optimum quality. A combine cab, offering a relaxed work environment is absolutely necessary. That's why our engineers have created one of the quietest, most spacious and most comfortable cabs on the market, designed for long and profitable working days.



THE COMFORT CAB.

The Comfort cab features ergonomic layout to give you full control at all times, with an unobstructed field of vision, a comfortable seat and plentiful leg and foot room, the Multifunction Propulsion Control Lever which is conveniently integrated in the right armrest, and the sliding AFS Pro 700 touch-screen monitor as option. Working in such an environment is fun – not only because it means earning your income but also because you will be experiencing a powerful mix of comfort, productivity, and tangible results.



OPERATIONS CENTRE.

With the AFS Pro 700 touch-screen on the right hand console, all important data and settings are available at your fingertip and let you handle and operate your combine efficiently and with ease. The screen arrangement of the AFS Pro 700 touch-screen monitor is logically configured. The left side provides full information on all important operating data, while to the right different 'templates' can be selected, such as those that display current combine settings or yield monitoring data.

TAKE A CLOSER LOOK THE CAB IN DETAIL.

Harvesting means getting the reward for all the work and the means of production invested throughout the season. Enabling you to spend long and productive days on your combine without being worn out therefore is at the core of our engineers efforts when developing and designing combine cabs. The new rubber cab mounts reduce vibration even more and the instrument console is integrated into the armrest of the seat for easy reach of the operator.



QUIET, CALM, COMFORTABLE.

A Case IH operator deserves a comfortable, user-friendly environment. Climb the easy-access, foldable steps to the spacious deck and behind the cab door you will find ample space and storage, with comfort enhanced by thoughtful details such as ergonomic layout, an air suspended operator seat, low noise levels and an unrestricted view.

NO LIMITATION ON YOUR WORKING DAY.

Farming operations require that their crops are removed from the fields fast when the time has come and thus harvest often extends late into the night, requiring ample illumination. Stadium lights are fitted to the roof to completely illuminate the work area. Lights in the grain tank, on the unloading auger and at the rear of the combine ensure all critical areas are fully visible at night. A high intensity discharge (HID) lighting package is also available.

CONTROL AT YOUR FINGERTIPS.

The Axial-Flow® is as simple and comfortable as possible to operate. The number of functions that can be controlled through the joystick has increased and there is a new right-hand console-mounted display which makes monitoring key combine functions much easier. The optional AFS Pro 700 touch-screen monitor includes video capability and is telematics-ready, and is the basis for moisture and yield monitoring and steering guidance.

Case IH engineers deliberated every little detail on how the operator interacts with the machine to ensure the new 140 series Axial-Flow® combines are intuitive in operation, making it easy to quickly get accustomed and achieve best results.

For full control, the most commonly used commands are arranged in the best ergonomic position, allowing easy management of all header functions and operation of the unloading auger. In addition, an emergency stop button is included to halt the elevator, cutterbar and header auger.

All major controls are integrated into the right hand console and in the multifunction control lever.



AFS™ ADVANCED FARMING SYSTEMS

CASE IH ADVANCED FARMING SYSTEMS (AFS™) PAY FOR THEMSELVES. TAKE ADVANTAGE OF HARDWARE AND SOFTWARE – ALL-IN-ONE AND FROM A SINGLE SOURCE: THE PERFECT SOLUTION FOR YOU.

Case IH AFS™ stands for an extensive range of practice-oriented solutions that help you farm and manage your fields more efficiently than ever before. Take advantage of what is doubtlessly the most important advancement in modern agriculture since the start of mechanisation, and benefit from increased control, productivity, efficiency and precision. Case IH AFS solutions are logical, easy to use and intuitive, and they become second nature in next to no time. This is how we understand the demands of modern farmers.





ON THE RIGHT TRACK – AFS ACCUGUIDE GPS-CONTROLLED AUTO-STEERING.

In conjunction with AFS AccuGuide, the mechanical Row Guidance ensures the combine follows the rows in maize crops. It takes the stress out of harvesting at high forward speeds and when using wide headers, thus reducing operator fatigue and boosting productivity, to exploit the combine's full performance capabilities.

FAR MORE THAN JUST A SAVING ON FUEL – THE AFS ACCUGUIDE EFFECT:

- Optimised machine usage
- Improved comfort by reducing operator demands
- Savings on fuel and labour costs
- Less time spent in the field
- Reduced skips and overlaps – improved efficiency
- Perfect work in poor visibility conditions without compromise


CONTROLLED TRAFFIC FARMING.


Sustainable soil management and soil conservation are receiving growing attention. Controlled Traffic Farming as one of the successful strategies is increasingly looked at and taken up by farmers. Controlled Traffic Farming (CTF) is based on in-field tracks which are laid out once and then are permanently used, thus leaving the soil surface between the tracks unaffected. Wheel tracks of the machines used for field work can be harmonised in a second step. Harmonised working widths and a high-precision guidance system are basic requirements for CTF.

CASE IH SOLUTIONS FOR A 12M PERMANENT TRACK SYSTEM.

- Case IH RTK-systems for absolute precision and reliability in the 3 cm range,
- the 12.5 m header for our Axial-Flow combines and
- an extra-long and foldable unloading auger for direct unloading into transfer vehicles which drive on the next permanent 12 m track.







AFS CONNECT™ MONITOR PERFORMANCE, MAXIMIZE UPTIME, INCREASE INCOME

Case IH AFS Connect™ telematics uses global positioning systems and mobile communication technology to send and receive machine, agronomic and jobsite information. Telematics technology allows you to know more – on the whereabouts, status and settings of your machines – even from your office desk, thus helping to improve the productivity of your business with up-to-the-minute information. Case IH AFS Connect™ telematics is “the clever way” to maximise your return on investment. For different demands and personal preferences, Case IH AFS Connect™ is available in two specification levels.

The **AFS Connect Basic** offers fleet management capabilities, machine location tracking and a working status overview. Knowing exactly where your tractor or harvester is – in which field and in which part of that field – allows you to guide trailers or fuel supplies exactly to the right spot. No time is wasted whilst the efficiency of man and machine is kept at their maximum. With the AFS Connect™ Manager, you can be alerted when your machine leaves a designated area. In addition to security benefits, this also allows you to guide operators to preferred routes and instructed areas – particularly helpful for inexperienced staff or contract services.

AFS CONNECT BASIC FEATURES.

- **Fleet Management**, including vehicle mapping, historic breadcrumbing
- **Machine Monitoring**, including geofence/curfew settings, motion detection for the last five days after last key-off
- **Maintenance**, including maintenance-due alerts
- **One-Minute Update Rate**, or when status change occurs including reporting of key on/off, idle time and workload.
- **Machine Status**, including reporting of traveling, engine hours, moving, working and moving, moving and unloading, unloading and working, unloading and moving, unloading
- **Dashboard Graphic Interface** of key vehicle parameters on supported platforms, such as engine speed and oil temperature, coolant temperature and level, hydraulic oil temperature and pressure, fuel level, DEF level, battery voltage
- **Live Time** provides 30 minutes on the dashboard

The **AFS Connect Advanced** package includes all features and abilities of the AFS Connect Basic plus various other helpful management and analysis possibilities:

- Compare data from different machines and identify areas of possible improvement where one machine is performing better than the other.
- Having operating data instantly at hand, as well as access to performance and set-up figures from previous working periods for the same or similar machines, provides aid for new or inexperienced operators and enables them to quickly increase their efficiency.
- AFS Connect messaging allows farm owners and managers, as well as Case IH dealer technicians, to send advice directly to the machine's display – so operators can improve their performance on the move.

AFS CONNECT ADVANCED FEATURES.

- **CAN Viewer** lets you watch machine parameters remotely in real time.
- **2-Way Messaging** from the web portal to the vehicle, with a predefined set of potential operator responses
- **Graphic Reports** showing area worked, yield average, flow average, moisture average, weight, fuel level
- **Live Time** provides 30 additional minutes through the CAN Viewer which gives you a deeper dive into machine performance data – per modem, per day, not pooled in any way
- **Cellular Network Coverage**, with multiple providers per country for best coverage. Roaming SIM Card and data plan included in AFS Connect subscription works global.



DON'T LOSE PRECIOUS TIME ON DAILY CHECKS AND MAINTENANCE.

Keep harvesting! Daily checks and cleaning have been made easier with the new swing-out radiator package, while the air filter is conveniently located for quick inspection.

Minimum downtime, minimum service costs. When there's a full day's harvest ahead of you, the last thing you want is a machine that's time-consuming to service. Daily checks and regular maintenance are simple when you run an Axial-Flow®. **Maximum uptime, maximum productivity.** Keeping you working and reducing maintenance and costly downtime is one of the strengths behind every Case IH Axial-Flow® we build. Combined with a design that features fewer moving parts than competitive machines, the result is an operating cost that is among the lowest in the industry.



SERVICING MADE SIMPLE.

With a design that's centred around fewer moving parts than on any other combine, you can get going while others are still in the yard. Daily service points are simple to access via easy-to-raise side panels and the trademark Axial-Flow® spacious rear engine deck.



CLEVER DETAILS.

An optional on-board air line means there's no need for a separate compressor for cleaning down the machine. Once you're done for the day, thoughtful touches include a new, larger toolbox to secure away valuable items and an optional hand wash station.



EASY ACCESS TO CONCAVES AND ROTOR.

Cleaning or changing the concaves and rotor has been made far simpler.



ACCESS SPACIOUS ENGINE / COOLING SYSTEM DECK.

Sturdy ladder provides easy access to deck from rear of combine.

MORE THAN MACHINES TO WORK FOR YOU: WE'VE GOT PEOPLE TO WORK WITH YOU.

When you buy a Case IH machine, you can be sure not only that you're buying the best product, but also that you've got the best dealer back-up behind you. Case IH dealers can offer advice on selecting the right machine, will ensure they deliver what you need when you need it, and will then continue to back you and your equipment with the service and spare parts backing you'd expect from a name as trusted as Case IH.



SKILLED BUSINESS ADVISOR AT YOUR DEALERSHIP. DEMAND MORE FROM YOUR CASE IH DEALERSHIP.

Purchasing a standalone piece of new equipment?
Keeping a whole fleet up-to-date? Whatever your size
of operation, contact your local Case IH dealership for
professional advice on your business needs. Case IH
knows your farming needs best.



MAINTAIN THE PRODUCTIVITY OF YOUR INVESTMENT.

Case IH and its dedicated dealer network provide
excellent support when you take delivery of your new
machine and whilst it remains in your ownership. On
the farm, you can rely on trained service professionals
to maintain the productivity of your investment.



DO NOT RISK YOUR MACHINE'S LIFE. BUY CNH INDUSTRIAL PARTS & SERVICE!

Protect the value of your investment. Behind every
Case IH product stands an extensive parts logistics
organisation, stocking parts for products both old and
new. Choosing to fit genuine Case IH parts will maintain
the safety, value and performance of your original
investment.



| MODELS | Axial Flow® 5140 | Axial Flow® 6140 | Axial Flow® 7140 |
|---|---|-----------------------------------|-----------------------------------|
| HEADERS | | | |
| Grain header cutting widths (m) | 4.9 / 5.2 / 6.1 / 6.7 | 4.9 / 5.2 / 6.1 / 6.7 / 7.6 | 4.9 / 5.2 / 6.1 / 6.7 / 7.6 / 9.3 |
| Knife to auger distance - 2030 / 3050 grain header | (mm) 550 (2030 header) / 570-1140 (3050 header) adjustable from cab | | |
| Corn header model 4400 rigid and foldable | 6 row chopping corn heads | 6 & 8 row chopping corn heads | |
| THRESHING / SEPARATING | | | |
| Rotor speed range (rpm) | Gearbox and Shaft - variable speed Power Plus Drive | | |
| Rotor diameter and length (mm) | 250 - 1,150 (3 ranges) | 250 - 1,150 (3 ranges) | 250 - 1,150 (3 ranges) |
| Rotor diameter and length (mm) | 762 / 2,794 | 762 / 2,794 | 762 / 2,794 |
| Total separation area (m²) | 2.8 | 2.8 | 2.8 |
| Threshing / separating modules wrap angle (°) | 156 / 133 | 156 / 133 | 156 / 133 |
| Number of threshing / separating modules | 3 / 3 | 3 / 3 | 3 / 3 |
| CLEANING SYSTEM | | | |
| 3 steps cleaning system | • | • | • |
| Cleaning shoe width (m) | 1.47 | 1.47 | 1.47 |
| Total sieve area under wind control (m²) | 5.52 | 5.52 | 5.52 |
| CLEANING FAN | | | |
| Fan speed range (rpm) | 450 to 1,300 | 450 to 1,300 | 450 to 1,300 |
| RETURN SYSTEM | | | |
| Tailings return type | To rotor | To rotor | To rotor |
| GRAIN TANK / UNLOADING | | | |
| In-cab control of grain tank covers | • | • | • |
| Grain tank capacity (l) | 10,570 | 10,570 | 10,570 |
| Unloading rate (l/s) | 88 | 113 | 113 |
| Unloading auger effective length, measured from middle of combine to tip of unloading auger (standard/option) (m) | 6.6 / 7.5 | 6.6 / 7.5 | 6.6 / 7.5 |
| STRAW CHOPPER & SPREADER | | | |
| Number of knives: chopper/counterbar | 76 / 47 | 76 / 47 | 76 / 47 |
| Spreader type | twin 2-speed spreaders / detachable | | |
| ENGINE ¹⁾ | | | |
| Type / Capacity (cm³) | Turbocharged, intercooled / 6,700 | Turbocharged, intercooled / 8,700 | Turbocharged, intercooled / 8,700 |
| Emission level | Tier 2 | Tier 2 | Tier 2 |
| Max. power ECE R120 ¹⁾ at 2000rpm (kW/hp(CV)) | 220 / 299 | 306 / 417 | 330 / 448 |
| Diesel Fuel tank size (l) | 950 | 950 | 950 |
| TRACTION | | | |
| Transmission | Hydrostatic drive, 3 speed ranges | Hydrostatic drive, 3 speed ranges | Hydrostatic drive, 3 speed ranges |
| Heavy duty adjustable steering axle | • | • | • |
| Powered rear axle | ○ | ○ | ○ |
| OPERATOR CAB | | | |
| "Comfort" cab: new seat positioning for added leg room, instructor seat, narrow adjustable steering console, rearranged right hand console and switches in cab, Multifunction handle, large openable graintank window, right hand emergency kit | • | • | • |
| ADVANCED FARMING SYSTEMS (AFS) | | | |
| Yield & moisture monitoring / mapping | | | |
| AFS Precision Farming ready and Guidance ready | ○ | ○ | ○ |
| OVERALL MACHINE SPECS | | | |
| Length – feeder to rear trim panel (mm) | 7,689 | 7,689 | 7,689 |
| Wheel base (mm) | 3,815 | 3,815 | 3,815 |
| Minimum height (transport) (mm) | 3,906 | 3,906 | 3,906 |
| Width with 650/75R32 tyres fitted – min (mm) | 3,300 | 3,300 | 3,300 |
| Approximate weight of basic machine (kg) | 14,500 | 14,600 | 14,600 |
| TYRE OPTIONS | | | |
| Front tyres | 800/65R32 L1172 R1W / 900/60R32 L1176 R1W | | |
| Rear tyres | 480/70R30 L1152 R1W / 600/65R28 L1154A8 R1W | | |

¹⁾ FPT Industrial-engine ¹⁾ ECE R-120 correspond to ISO TR14396 • Standard ○ Optional at extra cost



Safety never hurts! Always read the Operator's Manual before working with any equipment. Inspect equipment before using it, and be sure it is operating properly. Follow the product safety signs, and use any safety features provided. This literature has been published for worldwide circulation. The standard and optional equipment and the availability of individual models may vary from one country to the next. Case IH reserves the right to undertake modifications without prior notice to the design and technical equipment at all times without this resulting in any obligation whatsoever to make such modifications to units already sold. Whilst every effort is made to ensure that the specifications, descriptions and illustrations in this brochure are correct at the time of going to press, these are also subject to change without prior notice. Illustrations may show optional equipment or may not show all standard equipment. Case IH recommends **AKCELA** lubricants.

Case IH EMEA Brand Communications - Steyrer Strasse 32, 4300, Sankt Valentin, Austria - © 2015 CASE IH - Visit our website: www.caseih.com

Send us an e-mail: Africa.MaxService@caseih.com - MiddleEast.MaxService@caseih.com - Axial-Flow® 140 Series - Cod. N. 15MEAC2002

